

2008 AGRICULTURAL REPORT

**75
YEARS**

San Joaquin County



Seventy-Five Years of Agriculture in San Joaquin County!

Welcome to our 75th report of agricultural production in San Joaquin County. A quick review of these reports shows that much has changed in San Joaquin County agriculture over the 75 years. Our first report, the 1934 crop report, gave a total County crop value of a very respectable 29.1 million dollars. In today's dollars that would amount to approximately 463.4 million dollars. This 75th report states that the County's agricultural value for 2008 is a whopping 2.1 billion dollars. Naturally, prices and costs for everything are much different now than they were in 1934. However, the numbers reveal that agriculture in San Joaquin County continues to be our number one industry and contributes greatly to our local economy.

Many of the changes over the past 75 years reflect changes in crop technology, markets and consumer preferences. A review of just a sampling of these changes reveals how these factors played a major role in molding today's agricultural industry.

Although grapes were always a top crop in the County, there was a very much different crop mix in the earlier years than the latter years. From the 1930s through 1970s, the Tokay table grape variety was a sizeable portion of the total grape crop (nearly half in some years). However after consumers' tastes turned toward the newly developed Red Flame seedless grape in the early 1980s, the seeded Tokay grape experienced a rapid decline in value and production. Fortunately, at the same time, consumers also discovered California wines creating a rapidly increasing demand for the County's wine grape varieties. Today, grapes remains a top crop in the County but consists virtually entirely of wine grapes with Tokays and other table grapes a sweet memory.

There are other old friends of the past that are no longer with us or have declined over the years. During the 1930s and 1940s, celery was a top ten crop in the County and is non-existent today. Asparagus was king throughout much of the last seventy-five years reaching a peak approximately 55,000 acres in 1950s and represented near half of the vegetable production. Due to worldwide competition and rising labor costs, asparagus is now down to approximately 9,500 acres. Additionally, throughout this period sugar beets was often a top ten crop. However, after the County's last remaining sugar beet processing plant closed, sugar beet production dropped from 14,600 acres in 2000 to 0 acres in 2001.

Over this period there has also been a major shift in the types of crops grown. In 1940, grapes was the only perennial crop in the top ten. In 2008, tomatoes and corn are the only annual crops in the top ten. This shift from annual crops such as field and vegetable crops to perennial crops such as fruit and nut crops, has increased dramatically in the past few years as world markets have expanded, and crop technology and transportation of commodities have improved.

Even though much has changed, in some ways things have stayed the same. According to the 1934 crop report, growers faced variable market conditions, yields and prices. They also dealt with late frost, early rains, pests, and diseases. These are much the same types of challenges farmers continue to experience today. However, through very hard work, creative innovation, and a steadfast commitment, farmers over the past 75 years have been able to conquer each and every one of these challenges and thrive. In this way nothing has changed. Today's San Joaquin County farmers continue to meet the challenges before them much the same way as those who came before and, as a result, will ensure our thriving agricultural industry for the next 75 years and beyond.

**SAN JOAQUIN COUNTY
AGRICULTURAL COMMISSIONER'S OFFICE**

2008 ANNUAL CROP REPORT

Scott Hudson
Agricultural Commissioner

Compiled By
Will Melehani & Rand Medina

BOARD OF SUPERVISORS

Carlos Villapudua, Vice Chairman	District 1
Larry Ruhstaller	District 2
Steve J Bestolarides	District 3
Ken Vogel	District 4
Leroy Ornellas, Chairman	District 5

**Manuel Lopez
County Administrator**

**AGRICULTURAL COMMISSIONER
SCOTT HUDSON**

**ASSISTANT AGRICULTURAL COMMISSIONER
GARY STOCKEL**

**Martin Brockman
Barbara Huecksteadt
Don McCoon, Jr.
Tom Reed**

**Deputy Agricultural Commissioner
Deputy Agricultural Commissioner
Deputy Agricultural Commissioner
Deputy Agricultural Commissioner**

**Nancy Barger
Scott Barnes
Colleen Bednarek
Humberto Castro
Tom Dawson
Steve Dinardi
Tom Doud
Kim Haile
Raung Long
Maria Martin
Will Melehani
Rand Medina
Robert Pelletier
Ted Viss
Thomas Watkins
Sue Williamson**

**Agricultural Biologist II, Simms Station
Senior Agricultural Biologist
Senior Agricultural Biologist
Agricultural Biologist I, Simms Station
Agricultural Biologist II, Simms Station
Senior Agricultural Biologist, Lodi
Senior Agricultural Biologist
Agricultural Biologist I
Agricultural Biologist I, Lodi
Agricultural Biologist I
Agricultural Biologist I
Senior Agricultural Biologist
Senior Agricultural Biologist
Senior Agricultural Biologist
Senior Agricultural Biologist
Senior Agricultural Biologist**

Ferdinand Pura

Department Information Systems Analyst I

**Mary Jo Avagliano
Jo Aring-Tengonciang
Hazel Gallego
Carol Giuffre
Share Hawkins
Hiromi Hernandez
Cynthia King
Terry King
Jamise Miller
Elizabeth Perez
Laura Rocha**

**Administrative Secretary
Senior Office Assistant, Lodi
Office Assistant Specialist
Senior Office Assistant
Accounting Technician I
Senior Office Assistant
Office Assistant, Tracy
Accounting Technician II
Senior Office Assistant
Office Assistant
Senior Office Assistant, Simms Station**

All staff are based in Stockton unless otherwise noted.



SAN JOAQUIN COUNTY
OFFICE OF THE
AGRICULTURAL COMMISSIONER

MAIN OFFICE
2101 E. EARHART AVENUE, Suite 100
STOCKTON, CALIFORNIA 95206-3924
PHONE: (209) 953-6000 FAX: (209) 953-6022

SCOTT HUDSON
AGRICULTURAL COMMISSIONER
SEALER OF WEIGHTS AND MEASURES
ANIMAL CONTROL

GARY STOCKEL
ASST. AGRICULTURAL COMMISSIONER
ASST. SEALER OF WEIGHTS AND MEASURES

LODI OFFICE
210 N. SACRAMENTO ST.
(209) 331-7287

SIMMS STATION – RIPON
17620 E. HWY 120
(209) 838-2276

A.G. KAWAMURA, SECRETARY
CALIFORNIA DEPARTMENT OF FOOD AND AGRICULTURE
AND
THE HONORABLE BOARD OF SUPERVISORS
SAN JOAQUIN COUNTY

Dear Secretary and Board Members:

In accordance with Section 2279 of the California Food and Agriculture Code, I am pleased to present the seventy- fifth annual report of Agricultural Production in San Joaquin County.

The gross value of production for 2008 is estimated to be an all time high value of \$2,129,725,000. This represents an increase of over 6% from the 2007 production value of \$2,005,793,000.

Some highlights of the 2008 crop year are:

- While dropping over 33 million dollars in value from the 2007 figure, Milk still remains an easy leader as the commodity with the largest value in San Joaquin County.
- Historically large yield led Walnuts to #3 in value for 2008. Walnuts were ranked #5 in 2007.
- Grapes held their own at the #2 position in value while higher prices held off a drop in yield.
- Nursery Stock was especially hard hit 2008. A large decline in housing starts and a general economic downturn led to a decrease of nearly 38 percent in value from 2007.
- 2008 showed an increase in value for the categories of Fruit and Nut crops, Field Crops, Vegetable, Seed and Livestock.
- Olives for processing now enjoys its own category, as young local orchards mature to bearing age.
- Bearing blueberry acreage nearly doubled along with the yield per acre as young plants came of age.

The values shown are estimates based on the most common method of sale for the individual commodity, except for fresh fruits and vegetables where the value is based on the F.O.B. packed price at the shipping point. The figures contained in this report are gross values rather than net return to the grower.

I wish to express my sincere appreciation to all who assisted my biologists and deputies by furnishing the necessary information that made this report possible.

Respectfully submitted,

Scott Hudson
Agricultural Commissioner

FIELD CROPS

CROP	YEAR	PRODUCTION				GROSS VALUE		
		HARVESTED ACREAGE	PER ACRE	TOTAL	UNIT	PER UNIT	SUBTOTAL	TOTAL
BEANS, DRY, ALL	2008	6,300	1.39	8,730	TON	\$988.00		\$8,628,000
	2007	8,200	1.29	10,600	TON	\$882.00		\$9,353,000
LIMA	2008	4,300	1.40	6,020	TON	\$1,000.00		\$6,020,000
	2007	7,000	1.37	9,600	TON	\$905.00		\$8,688,000
BEANS, OTHER*	2008	1,980	1.37	2,710	TON	\$962.00		\$2,608,000
	2007	1,150	0.84	966	TON	\$687.00		\$665,000
CORN, GRAIN	2008	71,800	5.18	372,000	TON	\$187.00		\$69,564,000
	2007	81,700	4.73	386,000	TON	\$146.00		\$56,356,000
HAY, ALL	2008	97,000	5.93	575,000	TON	\$190.00		\$108,970,000
	2007	95,900	6.00	575,000	TON	\$168.00		\$96,646,000
ALFALFA	2008	68,500	6.90	473,000	TON	\$201.00		\$95,073,000
	2007	70,000	7.50	525,000	TON	\$173.00		\$90,825,000
OTHER	2008	28,500	3.30	93,900	TON	\$148.00		\$13,897,000
	2007	25,900	2.29	59,400	TON	\$98.00		\$5,821,000
PASTURE & RANGE	2008	134,500			ACRE	\$37.00		\$5,033,000
	2007	134,000			ACRE	\$34.00		\$5,118,000
IRRIGATED	2008	14,500			ACRE	\$165.00		\$2,393,000
	2007	14,500			ACRE	\$145.00		\$2,103,000
OTHER	2008	120,000			ACRE	\$22.00		\$2,640,000
	2007	120,000			ACRE	\$22.00		\$2,640,000
RICE	2008	5,320	4.10	21,800	TON	\$300.00		\$6,540,000
	2007	5,280	4.35	23,000	TON	\$253.00		\$5,819,000
SAFFLOWER	2008	5,520	1.40	7,730	TON	\$500.00		\$3,865,000
	2007	4,600	1.30	5,980	TON	\$325.00		\$1,944,000
SILAGE, CORN	2008	40,500	27.77	1,125,000	TON	\$37.00		\$41,625,000
	2007	19,200	30.00	576,000	TON	\$32.00		\$18,432,000
SILAGE, OTHER INCLUDES GREEN CHOP	2008	82,200	5.86	482,000	TON	\$44.00		\$21,208,000
	2007	24,000	11.87	285,000	TON	\$27.00		\$7,695,000
WHEAT	2008	31,300	2.80	87,700	TON	\$218.00		\$19,148,000
	2007	14,300	3.30	47,200	TON	\$173.00		\$8,143,000
OTHER**	2008	123,000						\$10,192,000
	2007	81,600						\$7,841,000
TOTAL	2008	597,000						\$294,773,000
	2007	469,000						\$217,347,000

NUMBERS MAY NOT COMPUTE EXACTLY DUE TO ROUNDING

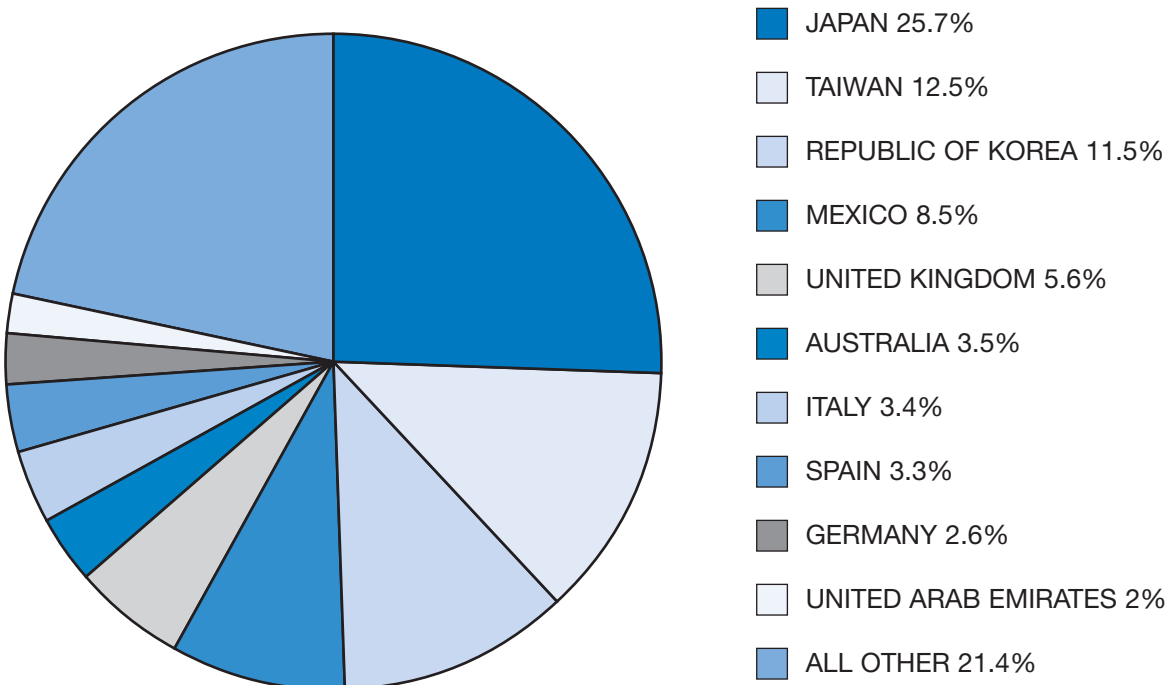
*BEANS OTHER WILL NOW INCLUDE BLACKEYE, KIDNEY, GARBANZO AND ALL OTHER BEANS NOT LISTED

SEED CROPS

CROP	YEAR	PRODUCTION			GROSS VALUE		
		HARVESTED ACREAGE	PER ACRE	TOTAL	UNIT	PER UNIT	TOTAL
KIDNEY BEAN	2008	205	27.80	5,700	CWT	\$45.00	\$257,000
	2007	248	29.00	7,200	CWT	\$39.00	\$281,000
BEANS, OTHER	2008	55	27.23	1,500	CWT	\$60.00	\$90,000
	2007	285	27.31	7,780	CWT	\$40.00	\$311,000
VEGETABLE SEED	2008	426					\$6,331,000
	2007	314					\$3,477,000
MISCELLANEOUS	2008	350					\$52,000
	2007	80					\$46,000
TOTAL	2008	1,036					\$6,730,000
	2007	927					\$4,115,000

NUMBERS MAY NOT COMPUTE EXACTLY DUE TO ROUNDING

Export Shipments By Country Inspected in San Joaquin County



FRUIT AND NUT CROPS

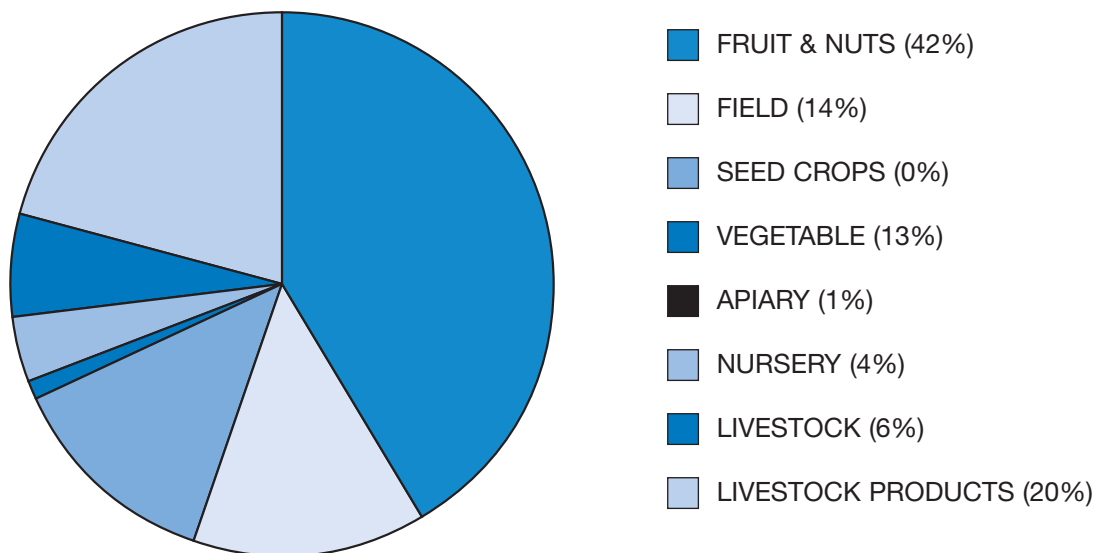
CROP	YEAR	PRODUCTION			GROSS VALUE			
		BEARING ACREAGE	PER ACRE	TOTAL	UNIT	PER UNIT	SUBTOTAL	TOTAL
ALMOND, MEATS	2008	47,500	1.23	58,400	TON	\$3,000.00		\$175,200,000
	2007	46,000	0.98	45,100	TON	\$3,524.00		\$158,932,000
ALMOND, HULLS	2008			131,400	TON	\$135.00		\$17,739,000
	2007			101,500	TON	\$107.00		\$10,861,000
APPLES, ALL	2008	3,030	25.48	77,200	TON	\$634.00		\$48,455,000
	2007	3,150	17.78	56,000	TON	\$687.00		\$38,457,000
FRESH	2008			51,500	TON	\$812.27	\$41,832,000	
	2007			38,700	TON	\$928.00	\$35,914,000	
PROCESSING	2008			25,700	TON	\$257.69	\$6,623,000	
	2007			17,300	TON	\$147.00	\$2,543,000	
APRICOTS	2008	625	12.47	7,800	TON	\$325.00		\$2,535,000
	2007	885	9.09	8,000	TON	\$410.00		\$3,280,000
BLUEBERRIES	2008	1,070	4.20	4,500	TON	\$5,480.00		\$24,660,000
	2007	599	2.50	1,500	TON	\$5,600.00		\$8,400,000
CHERRIES, ALL	2008	17,700	2.98	52,600	TON	\$3,345.00		\$175,922,000
	2007	17,300	3.12	53,900	TON	\$3,742.00		\$201,696,000
FRESH	2008			43,900	TON	\$3,890.00	\$170,771,000	
	2007			44,200	TON	\$4,444.00	\$196,425,000	
PROCESSING	2008			8,760	TON	\$588.00	\$5,151,000	
	2007			9,690	TON	\$544.00	\$5,271,000	
GRAPES, ALL	2008	90,000	5.28	475,000	TON	\$467.00		\$221,807,000
	2007	89,500	6.28	562,000	TON	\$386.00		\$216,914,000
TABLE, CRUSHED	2008	201	5.27	1,060	TON	\$201.00	\$213,000	
	2007	519	3.76	1,950	TON	\$125.00	\$244,000	
WINE, ALL	2008	89,800	5.28	474,000	TON	\$468.00	\$221,595,000	
	2007	89,000	6.29	560,000	TON	\$387.00	\$216,671,000	
FRESH	2008			4,310	TON	\$289.00	\$1,246,000	
	2007			4,310	TON	\$281.00	\$1,211,000	
CRUSHED	2008			469,000	TON	\$470.00	\$220,430,000	
	2007			556,000	TON	\$387.00	\$215,172,000	

FRUIT AND NUT CROPS

CROP	YEAR	BEARING ACREAGE	PRODUCTION			GROSS VALUE		
			PER ACRE	TOTAL	UNIT	PER UNIT	SUBTOTAL	TOTAL
Olives, processing	2008	3,300	4.20	13,900.00	TON	\$700.00		\$9,730,000
PEACHES, ALL	2008	2,260	25.18	56,900	TON	\$289.00		\$16,424,000
	2007	2,320	21.77	50,500	TON	\$266.00		\$13,427,000
CLINGSTONE	2008	1,040	22.90	23,800	TON	\$316.00	\$7,520,000	
	2007	1,070	19.00	20,300	TON	\$285.00	\$5,786,000	
FREESTONE	2008	1,220	27.11	33,100	TON	\$269.00	\$8,904,000	
	2007	1,250	24.17	30,200	TON	\$253.00	\$7,641,000	
PEARS	2008	488	20.00	9,760	TON	\$250.00		\$2,440,000
	2007	488	20.00	9,760	TON	\$175.00		\$1,708,000
WALNUTS, ENGLISH	2008	45,500	2.30	105,000	TON	\$1,700.00		\$178,500,000
	2007	44,000	1.46	64,200	TON	\$2,020.00		\$129,363,000
MISCELLANEOUS	2008	710						\$19,745,000
	2007	970						\$6,798,000
BIOMASS	2008							\$328,000
	2007							\$1,455,000
TOTAL	2008	211,000						\$893,485,000
	2007	205,000						\$791,291,000

NUMBERS MAY NOT COMPUTE EXACTLY DUE TO ROUNDING
 * OLIVES, PROCESSING HAS THEIR OWN CATEGORY BEGINNING 2008

Percentage of Each Category to Total



VEGETABLE CROPS

CROP	YEAR	PRODUCTION				GROSS VALUE		
		HARVESTED ACREAGE	PER ACRE	TOTAL	UNIT	PER UNIT	SUBTOTAL	TOTAL
ASPARAGUS	2008	9,400	1.52	14,300	TON	\$2,540.00		\$36,322,000
	2007	12,600	1.11	14,000	TON	\$2,320.00		\$32,480,000
CORN, SWEET	2008	2,780	5.04	14,000	TON	\$218.00		\$3,052,000
	2007	4,070	8.87	36,100	TON	\$381.00		\$13,754,000
CUCUMBERS	2008	1,630	7.79	12,700	TON	\$170.00		\$2,159,000
	2007	1,500	7.50	11,200	TON	\$158.00		\$1,770,000
MELONS, ALL	2008	2,370	36.62	86,800	TON	\$261.00		\$22,626,000
	2007	1,680	37.50	63,000	TON	\$241.00		\$15,162,000
WATERMELON	2008	2,330	37.00	86,200	TON	\$260.00	\$22,412,000	
	2007	1,650	38.00	62,700	TON	\$240.00	\$15,048,000	
OTHER	2008	40	15.67	627	TON	\$342.00	\$214,000	
	2007	30	8.48	254	TON	\$448.00	\$114,000	
ONIONS, DRY	2008	2,090	14.53	30,400	TON	\$208.00		\$6,323,000
	2007	2,270	23.39	53,100	TON	\$192.00		\$10,195,000
PEPPERS	2008	1,140	25.80	29,400	TON	\$441.00		\$12,965,000
	2007	1,190	18.94	22,500	TON	\$303.00		\$6,818,000
POTATOES	2008	2,300	16.50	37,700	TON	\$640.00		\$24,128,000
	2007	2,900	17.53	51,200	TON	\$350.00		\$17,920,000
PUMPKINS	2008	3,110	14.60	45,400	TON	\$240.00		\$10,896,000
	2007	3,230	15.00	48,500	TON	\$240.00		\$11,640,000
TOMATOES, ALL	2008	40,700	36.04	1,467,000	TON	\$99.00		\$145,506,000
	2007	44,800	33.97	1,522,000	TON	\$82.00		\$125,326,000
SHIPPING	2008	7,500	16.25	122,000	TON	\$443.00	\$54,046,000	
	2007	7,880	8.08	64,000	TON	\$523.00	\$33,472,000	
PROCESSING	2008	33,200	40.50	1,345,000	TON	\$68.00	\$91,460,000	
	2007	36,900	39.50	1,458,000	TON	\$63.00	\$91,854,000	
MISCELLANEOUS VEGETABLES	2008	3,380						\$13,159,000
	2007	4,350						\$14,586,000
TOTAL	2008	68,900						\$277,136,000
	2007	78,600						\$249,651,000

NURSERY PRODUCTS

ITEM	YEAR	QUANTITY SOLD	UNIT	GROSS VALUE	
				PER UNIT	TOTAL
GRAPEVINES, STRAWBERRY PLANTS, FRUIT & NUT TREES	2008	78,465,000	PLANT		\$6,959,000
	2007	92,708,000	PLANT		\$8,391,000
VEGETABLE PLANTS	2008	314,848,000	PLANT		\$12,487,000
	2007	392,818,000	PLANT		\$11,378,000
FLOWERING POTTED PLANTS	2008	304,000	EACH		\$1,147,000
	2007	1,621,000	EACH		\$5,543,000
FOLIAGE PLANTS	2008	2,078,000	EACH		\$4,791,000
	2007	3,810,000	EACH		\$15,685,000
BEDDING PLANTS*	2008	225,363,000	PLANT		\$13,323,000
	2007	202,647,000	PLANT		\$18,772,000
WOODY ORNAMENTALS	2008	6,110,000	EACH		\$29,756,000
	2007	11,948,000	EACH		\$55,692,000
BULBS, RHIZOMES, TURF, CACTUS, CHRISTMAS TREES, ETC.	2008				\$17,076,000
	2007				\$21,798,000
TOTAL	2008				\$85,539,000
	2007				\$137,259,000

NUMBERS MAY NOT COMPUTE EXACTLY DUE TO ROUNDING

APIARY PRODUCTS

ITEM	YEAR	PRODUCTION	UNIT	GROSS VALUE	
				PER UNIT	TOTAL
HONEY	2008	124,000	LBS	\$0.83	\$103,000
	2007	119,000	LBS	\$0.83	\$99,000
POLLINATION	2008	131,900	HIVE	\$115.00	\$15,181,000
	2007	126,500	HIVE	\$112.00	\$14,205,000
OTHER APIARY*	2008				\$506,000
	2007				\$706,000
TOTAL	2008				\$15,790,000
	2007				\$15,010,000

NUMBERS MAY NOT COMPUTE EXACTLY DUE TO ROUNDING

*OTHER APIARY INCLUDES POLLEN, BEES, QUEENS, NUCLEUS COLONIES & BEESWAX

LIVESTOCK AND POULTRY

ITEM	YEAR	NO. HEAD	LIVE WEIGHT	UNIT	GROSS VALUE	
					PER UNIT	TOTAL
CATTLE & CALVES	2008	130,000	959,000	CWT	\$102.00	\$97,788,000
	2007	129,000	954,000	CWT	\$108.00	\$103,483,000
SHEEP & LAMBS	2008	10,200	13,000	CWT	\$70.00	\$904,000
	2007	8,100	11,000	CWT	\$78.00	\$861,000
BROILERS	2008	1,867,000	10,829,000	LBS	\$0.41	\$4,471,011
	2007	2,105,000	11,617,000	LBS	\$0.65	\$7,551,000
TURKEYS	2008	253,000	4,704,000	LBS	\$0.71	\$3,324,000
	2007	231,000	5,919,000	LBS	\$0.68	\$4,025,000
OTHER LIVESTOCK**	2008					\$14,060,000
	2007					\$3,218,000
TOTAL	2008					\$120,547,000
	2007					\$119,138,000

**OTHER LIVESTOCK INCLUDES HOGS, GOATS, SQUAB, DUCKS, AND OTHER FOWL

LIVESTOCK AND POULTRY PRODUCTS

ITEM	YEAR	PRODUCTION	UNIT	PER UNIT	GROSS VALUE	
					SUBTOTAL	TOTAL
MILK, ALL	2008	24,604,000	CWT	\$17.00		\$412,643,000
	2007	24,407,000	CWT	\$18.00		\$446,159,000
MARKET	2008	24,588,000	CWT	\$17.00	\$412,344,000	
	2007	24,390,000	CWT	\$18.00	\$445,847,000	
MANUFACTURING	2008	16,000	CWT	\$19.00	\$304,000	
	2007	17,000	CWT	\$18.00	\$306,000	
WOOL	2008	62,000	LBS	\$1.02		\$63,000
	2007	58,000	LBS	\$1.02		\$60,000
EGGS, CHICKEN	2008	26,127,000	DOZ	\$0.87		\$22,664,000
	2007	34,500,000	DOZ	\$0.73		\$25,357,000
MANURE	2008	407,000	TON	\$1.00		\$355,000
	2007	404,000	TON	\$1.00		\$406,000
TOTAL	2008					\$435,725,000
	2007					\$471,982,000

NUMBERS MAY NOT COMPUTE EXACTLY DUE TO ROUNDING

Historical Facts



In the 1934 Crop report Agricultural Commissioner Austin E. Mahoney predicted that “San Joaquin County before many years will be the leading producer of chestnuts in the United States.” Unfortunately, for various reasons, chestnuts never became a major crop in the County.



However, Commissioner Mahoney was San Joaquin County’s longest acting Agricultural Commissioner having served for 41 years so he must have been correct most of the time.



The 1935 report states; “ in cooperation with the State Department of Agriculture, a station for the stopping and inspecting of trucks hauling fruits, nuts and vegetables has been maintained near Tracy on the State Highway. An accurate account of the number of trucks inspected, rejections and arrest is kept by the Department.”



The 1941 crop report states “The complete published report of the Departmental activities has been discontinued as a conservation measure in line with the National Defense Policy.” A report of Departmental activities resumed after the war years in 1948 for a period of time.



During the 1960s, tomatoes was the number one crop 8 out of 10 years.



Although milk has been a top ten commodity since first reported in 1940, it did not obtain its dominance in the number 1 spot until the 1970s. Milk’s number 1 ranking was replaced briefly by grapes from 1995 – 2000. Since then Milk has remained San Joaquin County’s number 1 agricultural commodity.



From the 1960s through the early 1990s, egg production was consistently one of San Joaquin County’s top ten commodities.



In 1935 there were 87,202 acres of permanent crops, in 1965 there were 102,276 acres, in 1995 there were 165,000 acres, and in 2008 there were 207,000 acres.



Some milestones over the past 75 years: The first 100 million dollar crop was in 1943, the first 500 million dollar crop was in 1977, the first 1 billion dollar crop was 1993, and the first 2 billion dollar crop was in 2007



Five Agricultural Commissioners have served San Joaquin County since 1934. They are:

Austin E. Mahoney: 1927 - 1968

Richard E. DeVol: 1968 - 1973

Robert C. Roberson Jr.: 1973 - 1975

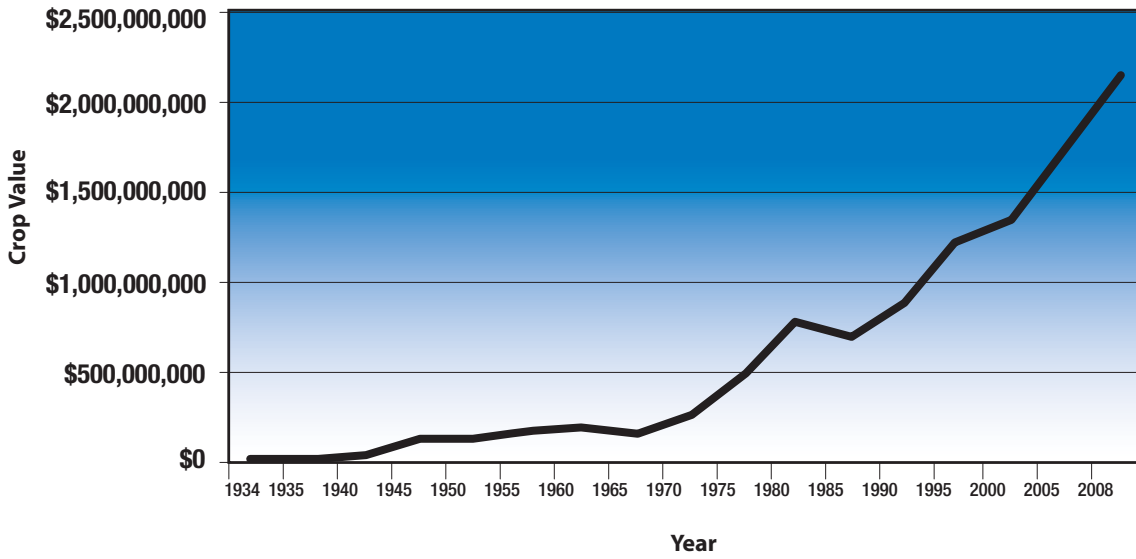
Erwin B. Eby: 1975 - 1996

Scott Hudson: 1996 - Present

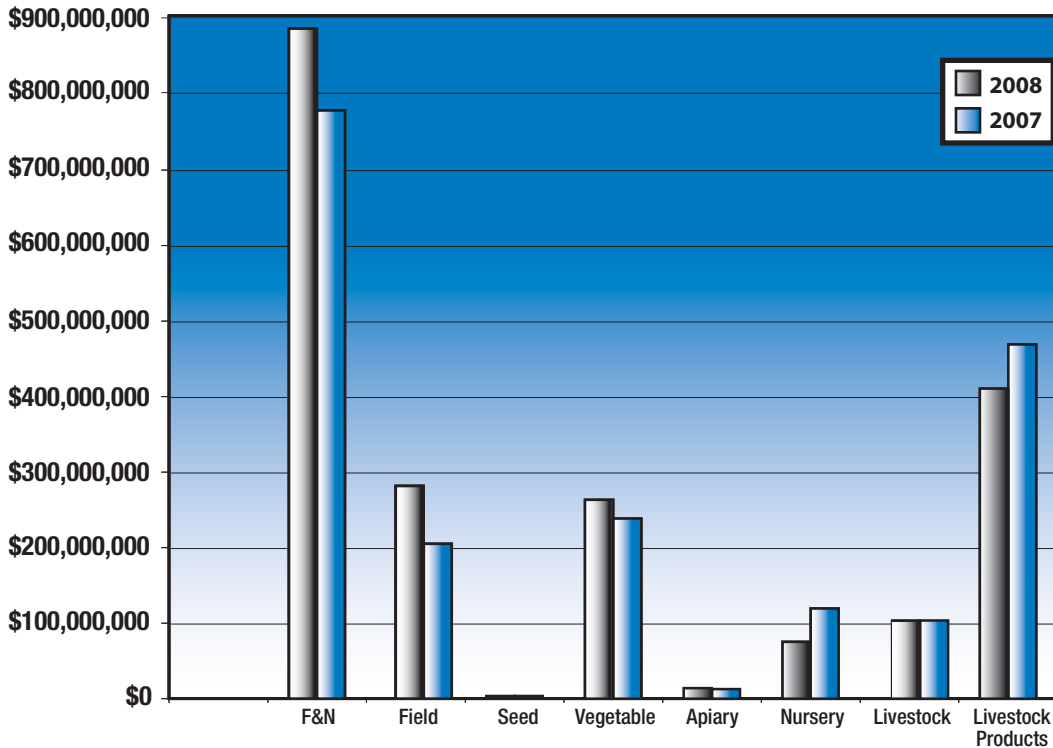


The first crop report states; “This report is probably the most accurate survey of the acreage and valuation that has ever been made in any agricultural section of the United States of equal size.” An agricultural report that provides an “accurate survey of the acreage and valuation” is a tradition that continues to this day.

San Joaquin County Crop Value 1934-2008

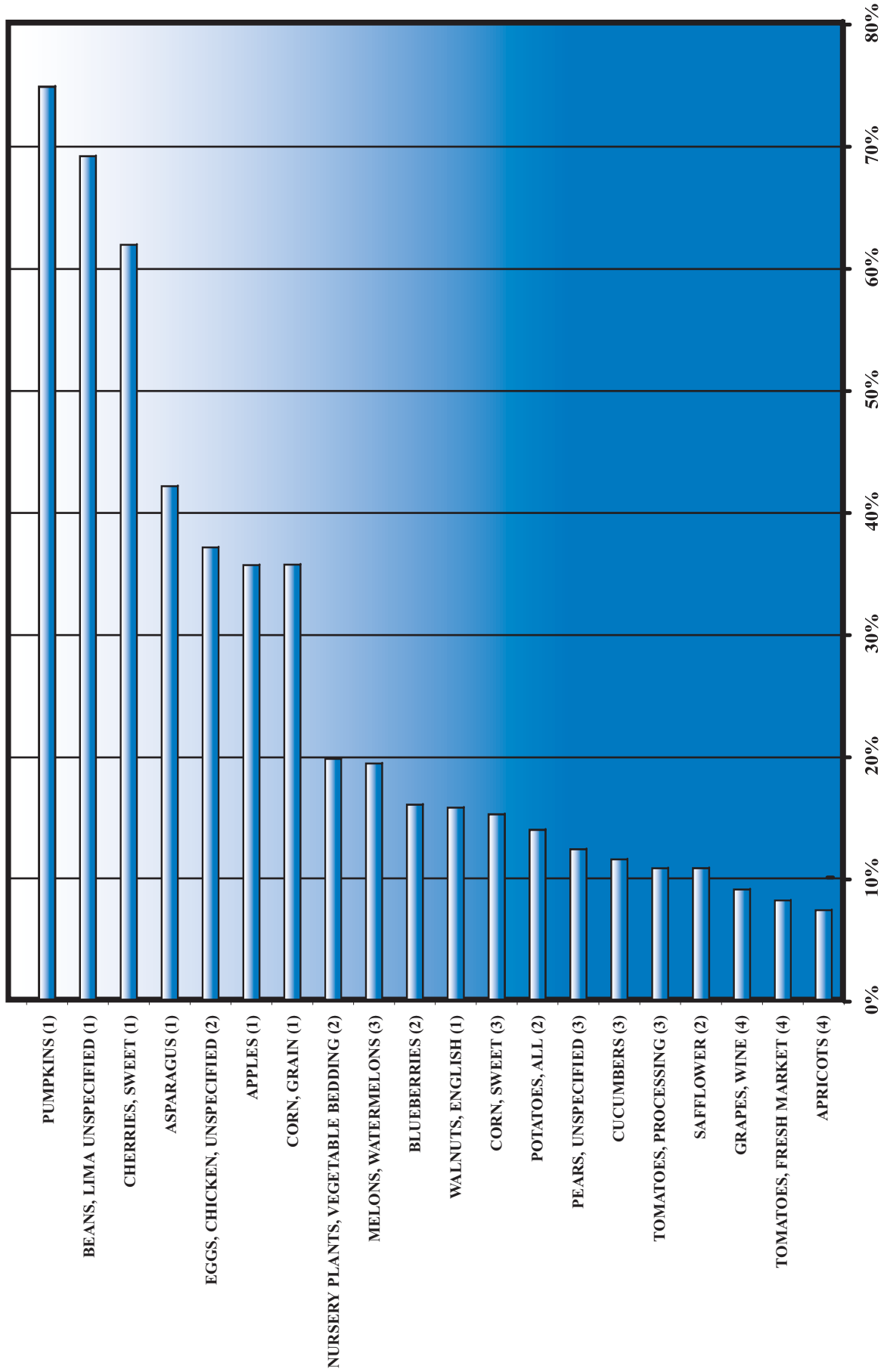


2006 vs. 2007 Values by Category



SAN JOAQUIN COUNTY'S SHARE OF STATEWIDE PRODUCTION

Listed below are the top twenty crops which San Joaquin County produced in a large proportion compared to the State as a whole, based on gross value during the 2007 crop year. The bars represent San Joaquin County's percentage of the state's production value for the crop. The numbers in parenthesis next to the crop labels show San Joaquin County's Ranking for production of that crop among the other county's of the state.



SAN JOAQUIN COUNTY'S TOP TEN LEADING CROPS FOR 2008

Milk, All	\$412,643,000
Grapes, All	\$221,807,000
Walnuts	\$178,500,000
Cherries	\$175,922,000
Almond Meats	\$175,200,000
Tomatoes	\$145,506,000
Hay, All	\$108,970,000
Cattle and Calves	\$97,788,000
Corn, Grain	\$69,564,000
Apples	\$48,455,000
Other	\$495,370,000

1935	Value
Grapes	3,787,951
Alfalfa	1,947,103
Asparagus	1,825,807
Beans	1,817,617
Barley	1,598,223
Potatoes	1,569,468
Sugar Beets	1,088,531
Corn	864,050
Celery	857,222
Tomatoes	644,543

1960	
Grapes	21,915,600
Tomatoes	19,921,900
Milk	18,152,000
Asparagus	15,209,000
Beef	14,195,000
Alfalfa	12,491,000
Sugar Beets	6,323,000
Walnuts	5,862,500
Cherries	5,467,400
Almonds	5,332,600

1990	
Milk	163,613,000
Grapes	87,056,000
Tomatoes	83,993,000
Almonds	48,606,000
Hay	46,308,000
Cattle & Calves	42,342,000
Walnuts	40,123,000
Eggs	39,305,000
Cherries	35,239,000
Sugar Beets	27,852,000

1940	
Grapes	6,598,635
Asparagus	4,594,114
Beef Cattle	4,200,000
Milk	3,585,000
Alfalfa	2,295,456
Sugar Beets	1,925,075
Tomatoes	1,769,825
Potatoes	1,448,216
Beans	1,224,392
Sheep & Wool	1,211,000

1970	
Milk	30,485,000
Tomatoes	22,005,000
Grapes	20,553,500
Eggs	20,263,000
Asparagus	16,154,000
Almonds	14,080,000
Cherries	11,796,000
Alfalfa	11,736,000
Sugar Beets	10,424,000
Cattle & Calves	9,472,000

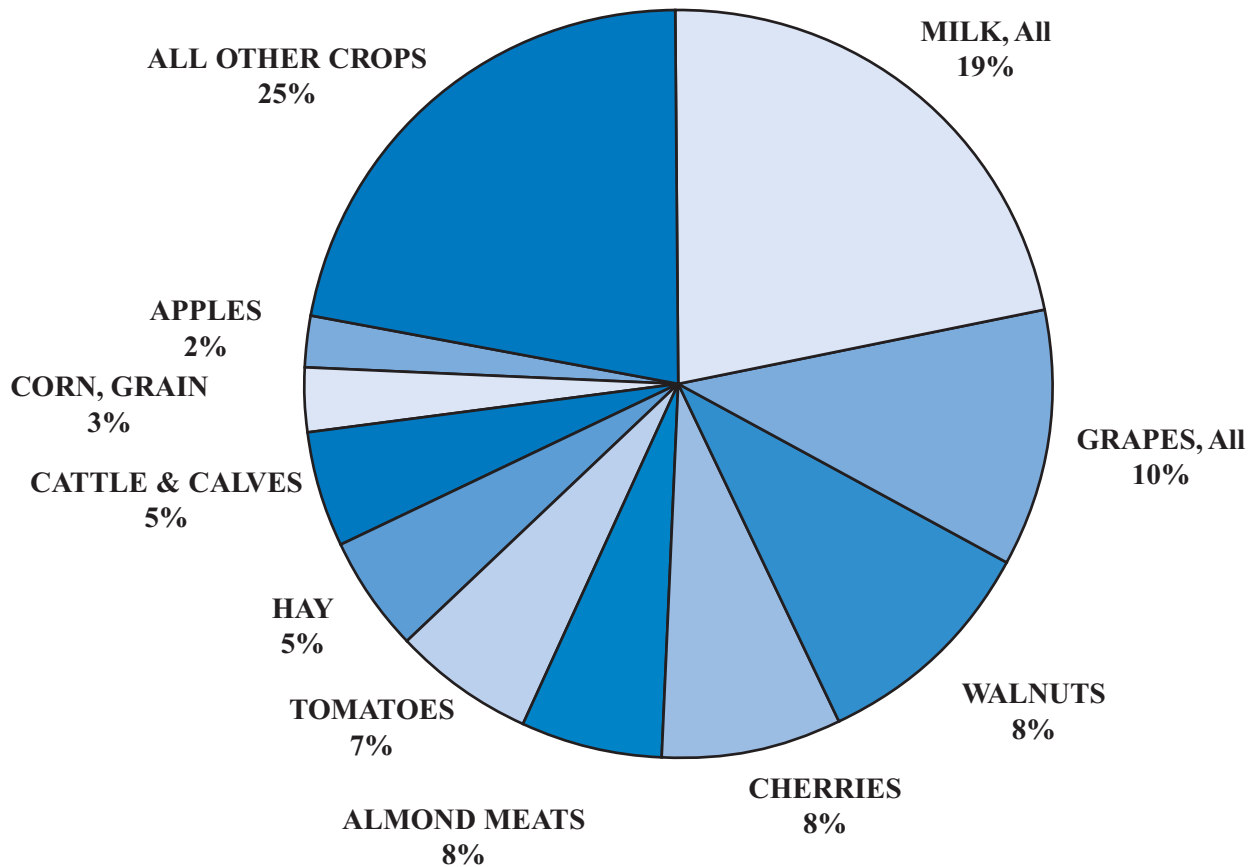
2000	
Grapes	296,888,000
Milk	237,954,000
Tomatoes	96,014,000
Almond Meats	87,306,000
Cherries	82,186,000
Walnuts, English	59,167,000
Asparagus	57,840,000
Hay	41,316,000
Apples	33,865,000
Woody Ornamentals	30,223,000

1950	
Grapes	20,687,704
Asparagus	13,911,010
Beef Cattle	12,810,677
Milk	11,100,160
Tomatoes	10,467,829
Alfalfa	7,445,268
Barley	4,272,635
Cherries	3,357,693
Walnut	3,264,010
Celery	3,065,429

1980	
Milk	115,591,000
Grapes	69,214,000
Tomatoes	54,843,000
Almonds	54,058,000
Cattle & Calves	43,845,000
Cherries	41,459,000
Eggs	40,168,000
Corn	37,723,000
Hay	36,832,000
Sugar Beets	31,485,000

2005	
Milk	314,565,000
Grapes	289,744,000
Almond Meats	166,580,000
Tomatoes	103,551,000
Walnuts, English	97,628,000
Cherries	91,822,000
Cattle & Calves	91,057,000
Hay	69,569,000
Woody Ornamentals	61,945,000
Asparagus	59,220,000

TOP TEN LEADING CROPS FOR 2008



Sustainable Agriculture

Pest Exclusion

San Joaquin County continues to support local agriculture in many ways, not the least of which is making certain that invasive pests of significant economic risk are kept out of local orchards, vineyards and nurseries. This task is the responsibility of the Pest Exclusion Unit.

The Pest Exclusion branch of our office consists of five full-time and two part-time biologists, as well as many seasonal pest detection specialists. These individuals conduct thousands of inspections annually for various economically significant pests; including Glassy Winged Sharpshooter, Gypsy Moth and many more. Inspections are conducted at major postal and parcel facilities, nurseries and private residences as necessary to keep these dangerous intruders out of our county. Trapping programs help to detect the arrival of pests such as the Mediterranean Fruit Fly, Apple Maggot, and the Light Brown Apple Moth.

We ask for your help in our mission by obeying the laws and regulations and avoiding the temptation to smuggle produce and nursery products into our area without proper certification. Together we will continue to keep agriculture safe and productive by keeping the bad bugs at bay.

San Joaquin County Information Trading Partners 2008



Afghanistan	Haiti	Morocco	Tanzania
Algeria	Honduras	Nepal	Thailand
Argentina	Hong Kong	Netherlands	Tunisia
Australia	India	New Zealand	Turkey
Austria	Indonesia	Nicaragua	Uganda
Bahrain	Ireland	Nigeria	Ukraine
Belgium	Israel	Norway	United Arab Emerites
Bolivia	Italy	Pakistan	United Kingdom
Bosnia and Herzegovina	Jamaica	Panama	Uruguay
Brazil	Japan	Papua New Guinea	Venezuela
Bulgaria	Jordan	Paraguay	Viet Nam
Cambodia	Korea	Peru	Zimbabwe
Canada	Kuwait	Philippines	
Cape Verde	Latvia	Poland	
Chile	Lebanon	Portugal	
China	Lesotho	Russia	
Colombia	Liberia	Russian Federation	
Costa Rica	Libyan Arab Jamahiriya	Saudi Arabia	
Cyprus	Lithuania	Senegal	
Dominican Republic	Macau	Serbia	
Ecuador	Macedonia	Seychelles	
Egypt	Malaysia	Singapore	
El Salvador	Mali	Solomon Islands	
France	Malta	South Africa	
Germany	Maylaysia	Spain	
Greece	Mexico	Sweden	
Guatemala	Moldova, Republic of	Switzerland	
		Taiwan	

General San Joaquin County Information

County Seat:	Stockton		
County Population (2006):	668,265		
Population Per Square Mile:	477		
Incorporated Cities (7):	Escalon, Lathrop, Lodi, Manteca, Ripon, Stockton, Tracy		
Land Area (Square Miles):	1,400		
Land Area in Farms (Acres-2002):	812,629		
Total Cropland (Acres-2002):	574,752		
Irrigated Cropland (Acres- 2002):	520,172		
Number of Farms (2002):	4,026		
Average Size of Farms (Acres-2002):	202		
Agricultural Work Force (Monthly Average-2002):	16,800		
Season High (June):	28,400		
Season Low (December):	11,000		
Lowest Elevation in County (Delta Area):	12' Below Sea Level		
Highest Elevation in County (Southwest Hills):	3065' Above Sea Level		
Length of County (North to South):	75 Miles		
Length of county (East to West):	65 Miles		
Average January Temperature (F)	45		
Average July Temperature (F)	78		
Average Annual Rainfall:			
North County:	16 Inches	South County:	14 Inches
East County:	12 Inches	West County:	9 Inches

A SPECIAL "THANK YOU"

The San Joaquin County Agricultural Commissioner's Office expresses its appreciation to the



and



for their contributions to the 2008 Crop Report. We would also like to thank the San Joaquin County Cooperative Extension for their assistance. Without their support the publication of this report would not be possible.

*Front cover layout by Captivating Photos.
Thank You San Joaquin Historical Society.*

AGRICULTURAL COMMISSIONER'S OFFICE
SAN JOAQUIN COUNTY
P.O. BOX 1809
STOCKTON, CA 95201

