

2007 Agricultural Report
SAN JOAQUIN COUNTY



A Day in the Life of a Dairy Farmer

Today's dairy farmers are multi-faceted. Dairy farmers must endure long hours while interacting with a variety of individuals and facing a multitude of situations. Organization and planning are important traits dairy farmers possess. Constant monitoring of the herd is of utmost importance. Early detection of sickness and mechanical problems substantially limit costs and serve to ensure a steady, uninterrupted production of milk.

The dairy operation is a 24-hour, round the clock business. The workday begins at sunrise. One of the first duties is to check on the status of cows ready to give birth and the newly born calves. The breeding program is essential, because for a cow to produce milk she must first give birth. Proper care and development of the female calves is vital to insure their future role as replacement cows in the herd. Next up is breakfast, for the cows that is. Proper nutrition of the herd is essential for maximum milk production and herd health. Feed supplements including cottonseed, bakery waste, and high protein grains, are added to the hay and forage mixes produced by the dairy. Dairy farmers often seek the assistance of a dairy nutritionist to assist with this task.

For our example 700-cow dairy, milking gets underway around noon and concludes around 8:00 p.m. The milking routine is repeated again at 12:00 a.m. for another eight hours. That's two eight hour workdays right there! As each cow is milked her general health is monitored. Medical records are maintained for each animal to assure optimum health. The successful dairy farmer trains the milkers to detect early signs of illness to ensure prompt treatment, and to prevent spread throughout the herd. Cows needing attention are noted, and unless more urgent attention is required, are examined by the veterinarian who makes weekly house calls to the dairy. Close attention is paid to the cow's feet. Her mobility is critical to optimum production and, if her hooves need attention, a pedicure appointment is made with the hoof trimmer who regularly visits the dairy.

Most dairies also farm considerable acreage. They generally produce forage for spring feeding and corn for winter silage. Often planting and harvesting is contracted out but the cultural work is somehow squeezed into the long summer day. Not to be forgotten is equipment maintenance and management of the labor force. At any time equipment failure may occur. Backup plans for equipment failure are essential and quick response and repairs must be managed. Scheduling of deliveries, contracting with various suppliers, and overall management of the dairy operation requires the dairy farmer to be multitasking, and well organized.

As our dairy farmer ends his long day, it seems fitting that he has a tall glass of milk to ensure a good nights rest. That is until there is an urgent call from the night crew "a cow in distress" and his help is needed. As we pour our next glass of cold, delicious, milk it would be fitting to remember with gratitude the efforts of San Joaquin County's dairy farmers.

**SAN JOAQUIN COUNTY
AGRICULTURAL COMMISSIONER'S OFFICE**

2007 ANNUAL CROP REPORT

Scott Hudson
Agricultural Commissioner

Compiled By
Kimberly D. Haile & Rand Medina

BOARD OF SUPERVISORS

Steven Gutierrez	District 1
Larry Ruhstaller	District 2
Victor Mow	District 3
Ken Vogel, Chairman	District 4
Leroy Ornellas, Vice Chairman	District 5

**Manuel Lopez
County Administrator**

**AGRICULTURAL COMMISSIONER
SCOTT HUDSON**

**Martin Brockman
Tom Reed
Gary Stockel**

**Deputy Agricultural Commissioner
Deputy Agricultural Commissioner
Deputy Agricultural Commissioner**

**Nancy Barger
Scott Barnes
Colleen Bednarek
Humberto Castro
Tom Dawson
Steve Dinardi
Tom Doud
Kimberly Haile
Barbara Huecksteadt
Raung Long
Don McCoon, Jr.
Rand Medina
Robert Pelletier
Ted Viss
Thomas Watkins
Sue Williamson**

**Agricultural Biologist II, Simms Station
Senior Agricultural Biologist
Senior Agricultural Biologist
Agricultural Biologist I
Agricultural Biologist I, Simms Station
Senior Agricultural Biologist, Lodi
Agricultural Biologist II
Agricultural Biologist I
Senior Agricultural Biologist, Lodi
Agricultural Biologist I, Lodi
Senior Agricultural Biologist, Tracy
Agricultural Biologist II
Senior Agricultural Biologist
Senior Agricultural Biologist
Senior Agricultural Biologist
Senior Agricultural Biologist**

**Victor Garcia
Ferdinand Pura**

**Department Information Systems Analyst II
Geographic Information Systems Specialist I**

**Mary Jo Avagliano
Jo Aring-Tengonciang
Rachel Dawson
Hazel Gallego
Carol Giuffre
Share Hawkins
Hiromi Hernandez
Cynthia King
Terry King
Jamise Miller
Laura Rocha**

**Administrative Secretary
Senior Office Assistant, Lodi
Senior Office Assistant
Office Assistant Specialist
Senior Office Assistant
Accounting Technician I
Senior Office Assistant
Office Assistant, Tracy
Accounting Technician II
Senior Office Assistant
Senior Office Assistant, Simms Station**

All staff are based in Stockton unless otherwise noted.



SCOTT HUDSON
AGRICULTURAL COMMISSIONER
SEALER OF WEIGHTS AND MEASURES
ANIMAL CONTROL

SAN JOAQUIN COUNTY

OFFICE OF THE

AGRICULTURAL COMMISSIONER

POST OFFICE BOX 1809
STOCKTON, CALIFORNIA 95201-1809
PHONE: 209/468-3300
FAX: 209/468-3330

MAIN OFFICE - STOCKTON
1868 E. HAZELTON AVE.

LODI OFFICE
210 N. SACRAMENTO ST.

TRACY OFFICE
503 E. 10TH STREET

SIMMS STATION - RIPON
17620 E. HWY 120

A.G. KAWAMURA, SECRETARY
CALIFORNIA DEPARTMENT OF FOOD AND AGRICULTURE
AND
THE HONORABLE BOARD OF SUPERVISORS
SAN JOAQUIN COUNTY

Dear Secretary and Board Members:

In accordance with Section 2279 of the California Food and Agriculture Code, I am pleased to present the seventy- fourth annual report of Agricultural Production in San Joaquin County.

The gross value of production for 2007 is estimated to be an all time high value of \$2,005,793,000. This represents an increase of over 19% from last year's production of \$1,684,850,000.

Some highlights of the 2007 crop year are:

- Thanks to an increase in milking cow inventories and prices paid for milk, San Joaquin County dairies enjoyed a 71% increase in milk revenues for 2007. This makes milk San Joaquin Counties #1 commodity, a position it has held since 2001.
- Increases were seen in Field Crops, Seed Crops, Apiary Products, Fruit and Nut Crops as well as Livestock and Poultry and their products.
- Increase in the price of grain corn was fueled by demand for the commodity as the primary ingredient in ethanol production.
- Reduced asparagus acreage led to a 20.9 % reduction in asparagus values. For the first time since 1991, asparagus was not included in the County's Top 10 List of Leading Agricultural Products.
- Total value of the San Joaquin County vegetable crop declined in 2007 as acreage was diverted to corn production.

The values shown are estimates based on the most common method of sale for the individual commodity, except for fresh fruits and vegetables where the value is based on the F.O.B. packed price at the shipping point. The figures contained in this report are gross values rather than net return to the grower.

I wish to express my sincere appreciation to all who assisted my biologists and deputies by furnishing the necessary information that made this report possible.

Respectfully submitted,

Scott Hudson
Agricultural Commissioner

FIELD CROPS

CROP	YEAR	PRODUCTION				GROSS VALUE		
		HARVESTED ACREAGE	PER ACRE	TOTAL	UNIT	PER UNIT	SUBTOTAL	TOTAL
BEANS, DRY, ALL	2007	8,200	1.29	10,600	TON	\$882.00		\$9,353,000
	2006	10,200	1.11	11,300	TON	\$766.00		\$8,659,000
LIMA	2007	7,000	1.37	9,600	TON	\$905.00	\$8,688,000	
	2006	4,800	1.39	6,700	TON	\$808.00	\$5,414,000	
BEANS, OTHER*	2007	1,150	0.84	966	TON	\$687.00	\$665,000	
	2006	5,410	0.86	4,630	TON	\$701.00	\$3,245,000	
CORN, GRAIN	2007	81,700	4.73	386,000	TON	\$146.00		\$56,356,000
	2006	42,700	4.43	189,000	TON	\$115.00		\$21,735,000
HAY, ALL	2007	95,900	6.00	575,000	TON	\$168.00		\$96,646,000
	2006	106,000	5.43	576,000	TON	\$133.00		\$76,790,000
ALFALFA	2007	70,000	7.50	525,000	TON	\$173.00	\$90,825,000	
	2006	75,400	6.80	513,000	TON	\$136.00	\$69,768,000	
OTHER	2007	25,900	2.29	59,400	TON	\$98.00	\$5,821,000	
	2006	30,500	3.03	92,400	TON	\$76.00	\$7,022,000	
PASTURE & RANGE	2007	134,000			ACRE	\$34.00		\$5,118,000
	2006	134,000			ACRE	\$35.00		\$4,737,000
IRRIGATED	2007	14,500			ACRE	\$145.00	\$2,103,000	
	2006	14,500			ACRE	\$145.00	\$2,103,000	
OTHER	2007	120,000			ACRE	\$22.50	\$2,700,000	
	2006	120,000			ACRE	\$22.00	\$2,640,000	
RICE	2007	5,280	4.35	23,000	TON	\$253.00		\$5,819,000
	2006	5,020	3.00	15,100	TON	\$235.00		\$3,549,000
SAFFLOWER	2007	4,600	1.30	5,980	TON	\$325.00		\$1,944,000
	2006	8,030	1.50	12,000	TON	\$290.00		\$3,480,000
SILAGE, CORN	2007	19,200	30.00	576,000	TON	\$32.00		\$18,432,000
	2006	38,600	26.90	1,038,000	TON	\$27.00		\$28,026,000
SILAGE, OTHER INCLUDES GREEN CHOP	2007	24,000	11.87	285,000	TON	\$27.00		\$7,695,000
	2006	29,200	12.16	355,000	TON	\$22.00		\$7,810,000
WHEAT	2007	14,300	3.30	47,200	TON	\$173.00		\$8,143,000
	2006	14,700	2.82	41,500	TON	\$126.00		\$5,209,000
OTHER**	2007	81,600						\$7,841,000
	2006	8,270						\$3,393,000
TOTAL	2007	469,000						\$217,347,000
	2006	397,000						\$163,388,000

NUMBERS MAY NOT COMPUTE EXACTLY DUE TO ROUNDING

* BEANS OTHER WILL NOW INCLUDE BLACKEYE, KIDNEY, GARBANZO, AND ALL OTHER BEANS NOT LISTED

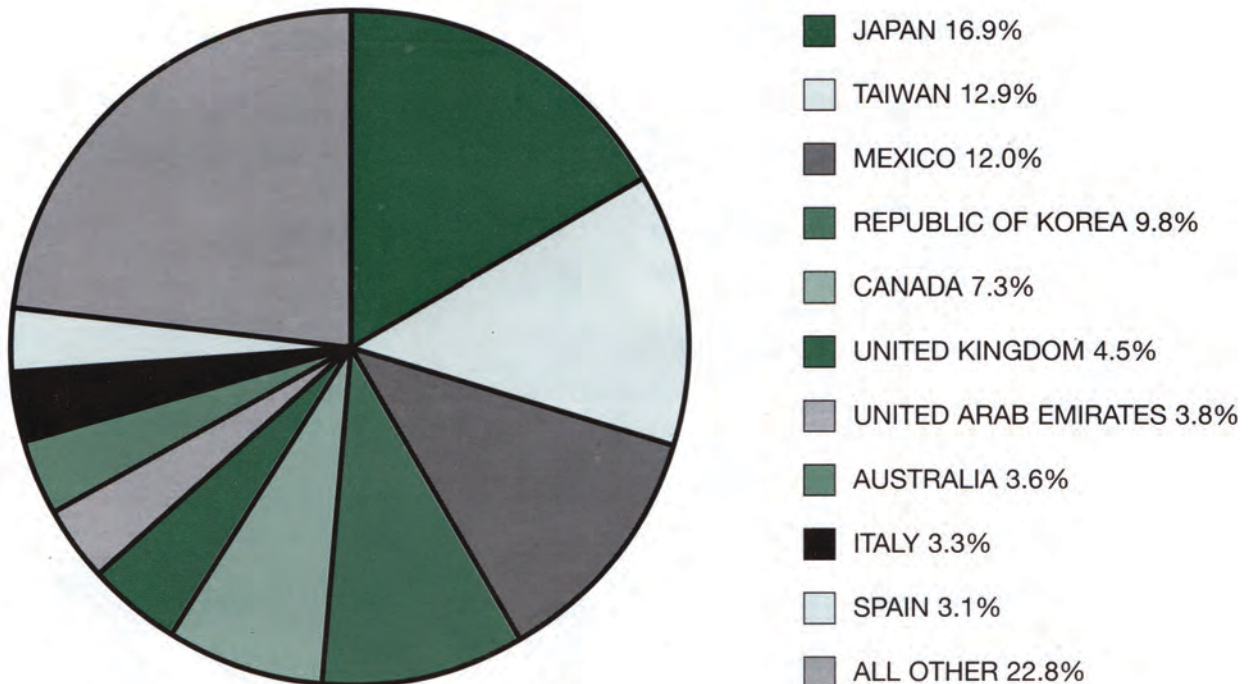
** OTHER DATA NOW INCLUDES ACREAGE AND PRICE FOR WHEAT STRAW AND CORN STALKS

SEED CROPS

CROP	YEAR	PRODUCTION			UNIT	GROSS VALUE	
		HARVESTED ACREAGE	PER ACRE	TOTAL		PER UNIT	TOTAL
KIDNEY BEAN	2007	248	29.00	7,200	CWT	\$39.00	\$281,000
	2006	270	17.00	4,600	CWT	\$35.00	\$161,000
BEANS, OTHER	2007	285	27.31	7,780	CWT	\$40.00	\$311,000
	2006	139	23.24	3,220	CWT	\$43.00	\$139,000
VEGETABLE SEED	2007	314					\$3,477,000
	2006	325					\$2,971,000
MISCELLANEOUS	2007	80					\$46,000
	2006	90					\$35,000
TOTAL	2007	927					\$4,115,000
	2006	824					\$3,306,000

NUMBERS MAY NOT COMPUTE EXACTLY DUE TO ROUNDING

Export Shipments By Country Inspected in San Joaquin County



FRUIT AND NUT CROPS

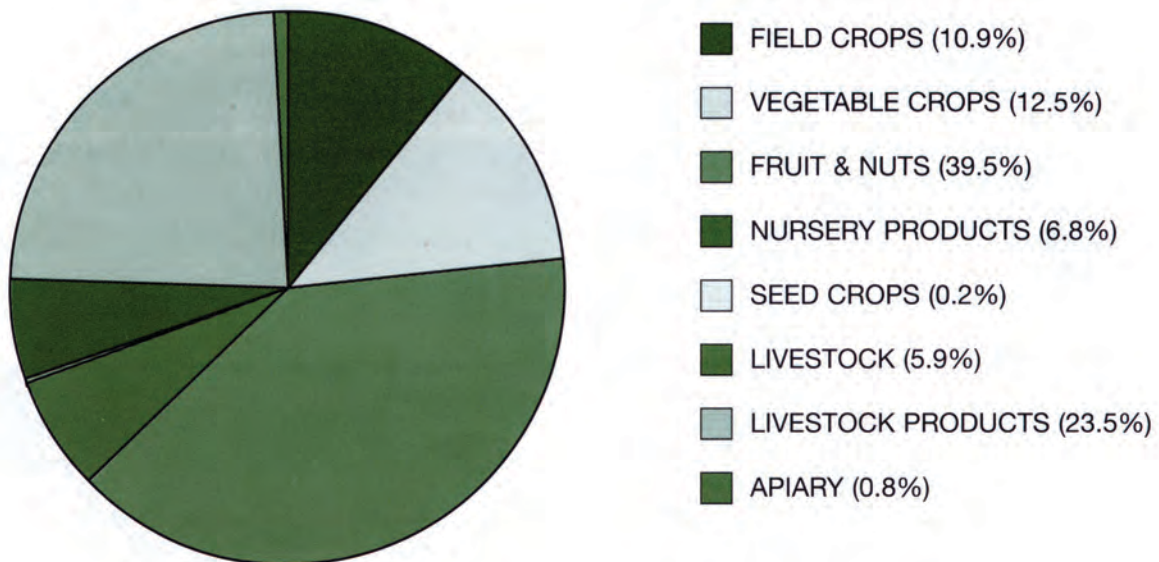
CROP	YEAR	PRODUCTION			UNIT	GROSS VALUE		
		BEARING ACREAGE	PER ACRE	TOTAL		PER UNIT	SUBTOTAL	TOTAL
ALMOND, MEATS	2007	46,000	0.98	45,100	TON	\$3,524.00		\$158,932,000
	2006	44,000	0.74	32,600	TON	\$4,400.00		\$143,440,000
ALMOND, HULLS	2007			101,500	TON	\$107.00		\$10,861,000
	2006			73,400	TON	\$92.00		\$6,753,000
APPLES, ALL	2007	3,150	17.78	56,000	TON	\$687.00		\$38,457,000
	2006	3,690	16.80	62,000	TON	\$650.00		\$40,318,000
FRESH	2007			38,700	TON	\$928.00		\$35,914,000
	2006			43,000	TON	\$912.00		\$39,216,000
PROCESSING	2007			17,300	TON	\$147.00		\$2,543,000
	2006			19,000	TON	\$58.00		\$1,102,000
APRICOTS	2007	885	9.09	8,000	TON	\$410.00		\$3,280,000
	2006	939	6.75	6,300	TON	\$315.00		\$1,985,000
BLUEBERRIES	2007	599	2.50	1,500	TON	\$5,600.00		\$8,400,000
	2006	497	2.30	1,140	TON	\$7,670.00		\$8,744,000
CHERRIES, ALL	2007	17,300	3.12	53,900	TON	\$3,742.00		\$201,696,000
	2006	16,800	1.56	26,100	TON	\$4,650.00		\$121,375,000
FRESH	2007			44,200	TON	\$4,444.00		\$196,425,000
	2006			18,000	TON	\$6,680.00		\$120,240,000
PROCESSING	2007			9,690	TON	\$544.00		\$5,271,000
	2006			8,110	TON	\$140.00		\$1,135,000
GRAPES, ALL	2007	89,500	6.28	562,000	TON	\$386.00		\$216,914,000
	2006	93,300	5.44	508,000	TON	\$404.00		\$205,000,000
TABLE, CRUSHED	2007	519	3.76	1,950	TON	\$125.00		\$244,000
	2006	554	3.13	1,730	TON	\$152.00		\$263,000
WINE, ALL	2007	89,000	6.29	560,000	TON	\$387.00		\$216,671,000
	2006	92,700	5.46	506,000	TON	\$405.00		\$204,738,000
FRESH	2007			4,310	TON	\$281.00		\$1,211,000
	2006			4,110	TON	\$281.00		\$1,155,000
CRUSHED	2007			556,000	TON	\$387.00		\$215,172,000
	2006			504,000	TON	\$404.00		\$203,616,000

FRUIT AND NUT CROPS

CROP	YEAR	PRODUCTION			UNIT	GROSS VALUE		
		BEARING ACREAGE	PER ACRE	TOTAL		PER UNIT	SUBTOTAL	TOTAL
PEACHES, ALL	2007	2,320	21.77	50,500	TON	\$266.00		\$13,427,000
	2006	2,530	18.18	46,000	TON	\$249.00		\$11,472,000
CLINGSTONE	2007	1,070	19.00	20,300	TON	\$285.00	\$5,786,000	
	2006	1,160	16.00	18,600	TON	\$275.00	\$5,115,000	
FREESTONE	2007	1,250	24.17	30,200	TON	\$253.00	\$7,641,000	
	2006	1,370	20.00	27,400	TON	\$232.00	\$6,357,000	
PEARS	2007	488	20.00	9,760	TON	\$175.00		\$1,708,000
	2006	559	16.00	8,940	TON	\$238.00		\$2,128,000
WALNUTS, ENGLISH	2007	44,000	1.46	64,200	TON	\$2,015.00		\$129,363,000
	2006	43,900	1.83	80,300	TON	\$1,663.00		\$133,539,000
MISCELLANEOUS	2007	970						\$6,798,000
	2006	1,350						\$3,489,000
BIOMASS	2007							\$1,455,000
	2006							\$1,773,000
TOTAL	2007	205,000						\$791,291,000
	2006	207,000						\$680,016,000

NUMBERS MAY NOT COMPUTE EXACTLY DUE TO ROUNDING

Percentage of Each Category to Total



VEGETABLE CROPS

CROP	YEAR	PRODUCTION			UNIT	PER UNIT	GROSS VALUE	
		HARVESTED ACREAGE	PER ACRE	TOTAL			SUBTOTAL	TOTAL
ASPARAGUS	2007	12,600	1.11	14,000	TON	\$2,320.00		\$32,480,000
	2006	13,700	1.18	16,100	TON	\$2,550.00		\$41,055,000
CORN, SWEET	2007	4,070	8.87	36,100	TON	\$381.00		\$13,754,000
	2006	2,210	5.58	12,400	TON	\$284.00		\$3,522,000
CUCUMBERS	2007	1,500	7.50	11,200	TON	\$158.00		\$1,770,000
	2006	1,580	7.50	11,900	TON	\$177.00		\$2,106,000
MELONS, ALL	2007	1,680	37.50	63,000	TON	\$241.00		\$15,162,000
	2006	2,160	34.95	75,500	TON	\$268.00		\$20,202,000
WATERMELON	2007	1,650	38.00	62,700	TON	\$240.00	\$15,048,000	
	2006	2,070	36.00	74,500	TON	\$267.00	\$19,892,000	
OTHER	2007	30	8.48	254	TON	\$448.00	\$114,000	
	2006	90	10.75	968	TON	\$320.00	\$310,000	
ONIONS, DRY	2007	2,270	23.39	53,100	TON	\$192.00		\$10,195,000
	2006	2,140	34.00	72,800	TON	\$240.00		\$17,472,000
PEPPERS	2007	1,190	18.94	22,500	TON	\$303.00		\$6,818,000
	2006	990	11.30	11,200	TON	\$480.00		\$5,376,000
POTATOES	2007	2,900	17.53	51,200	TON	\$350.00		\$17,920,000
	2006	2,640	14.40	38,000	TON	\$598.00		\$22,724,000
PUMPKINS	2007	3,230	15.00	48,500	TON	\$240.00		\$11,640,000
	2006	3,410	16.00	54,600	TON	\$266.00		\$14,524,000
TOMATOES, ALL	2007	44,800	33.97	1,522,000	TON	\$82.00		\$125,326,000
	2006	51,700	31.37	1,622,000	TON	\$90.00		\$146,330,000
SHIPPING	2007	7,880	8.08	64,000	TON	\$523.00	\$33,472,000	
	2006	9,730	10.53	102,000	TON	\$615.00	\$62,730,000	
PROCESSING	2007	36,900	39.50	1,458,000	TON	\$63.00	\$91,854,000	
	2006	42,000	36.20	1,520,000	TON	\$55.00	\$83,600,000	
MISCELLANEOUS	2007	4,350						\$14,586,000
VEGETABLES	2006	6,180						\$28,066,000
TOTAL	2007	78,600						\$249,651,000
	2006	86,700						\$301,377,000

NUMBERS MAY NOT COMPUTE EXACTLY DUE TO ROUNDING

NURSERY PRODUCTS

ITEM	YEAR	QUANTITY SOLD	UNIT	GROSS VALUE	
				PER UNIT	TOTAL
GRAPEVINES, STRAWBERRY PLANTS, FRUIT & NUT TREES	2007	92,708,000	PLANT		\$8,391,000
	2006	106,448,000	PLANT		\$8,786,000
VEGETABLE PLANTS	2007	392,818,000	PLANT		\$11,378,000
	2006	346,556,000	PLANT		\$10,938,000
FLOWERING POTTED PLANTS	2007	1,621,000	EACH		\$5,543,000
	2006	1,931,000	EACH		\$5,052,000
FOLIAGE PLANTS	2007	3,810,000	EACH		\$15,685,000
	2006	4,109,000	EACH		\$16,305,000
BEDDING PLANTS*	2007	202,647,000	PLANT		\$18,772,000
	2006	1,161,000	PKG		\$13,841,000
WOODY ORNAMENTALS	2007	11,948,000	EACH		\$55,692,000
	2006	12,528,000	EACH		\$58,952,000
BULBS, RHIZOMES, TURF, CACTUS, CHRISTMAS TREES, ETC.	2007				\$21,798,000
	2006				\$24,249,000
TOTAL	2007				\$137,259,000
	2006				\$138,123,000

NUMBERS MAY NOT COMPUTE EXACTLY DUE TO ROUNDING

* THE BEDDING PLANT FIGURE WAS REPORTED PER PLANT FOR 2007

APIARY PRODUCTS

ITEM	YEAR	PRODUCTION	UNIT	GROSS VALUE	
				PER UNIT	TOTAL
HONEY	2007	119,000	LBS	\$0.83	\$99,000
	2006	133,000	LBS	\$0.83	\$110,000
POLLINATION	2007	126,500	HIVE	\$112.00	\$14,205,000
	2006	134,000	HIVE	\$92.90	\$12,451,000
OTHER APIARY*	2007				\$706,000
	2006				\$1,294,000
TOTAL	2007				\$15,010,000
	2006				\$13,855,000

NUMBERS MAY NOT COMPUTE EXACTLY DUE TO ROUNDING

*OTHER APIARY INCLUDES POLLEN, BEES, QUEENS, NUCLEUS COLONIES & BEESWAX

LIVESTOCK AND POULTRY

ITEM	YEAR	NO. HEAD	LIVE WEIGHT	UNIT	GROSS VALUE	
					PER UNIT	TOTAL
CATTLE & CALVES	2007	129,000	954,000	CWT	\$108.00	\$103,483,000
	2006	108,000	821,000	CWT	\$106.00	\$87,363,000
SHEEP & LAMBS	2007	8,100	11,000	CWT	\$78.00	\$861,000
	2006*	9,100	12,000	CWT	\$73.00	\$876,000
BROILERS	2007	2,105,000	11,617,000	LBS	\$0.65	\$7,551,000
	2006	2,130,000	11,350,000	LBS	\$0.60	\$6,810,000
TURKEYS	2007	231,000	5,919,000	LBS	\$0.68	\$4,025,000
	2006	380,000	8,983,000	LBS	\$0.65	\$5,839,000
OTHER LIVESTOCK**	2007					\$3,218,000
	2006					\$5,389,000
TOTAL	2007					\$119,138,000
	2006					\$106,873,000

**OTHER LIVESTOCK INCLUDES HOGS, GOATS, SQUAB, DUCKS, AND OTHER FOWL

*REVISED 2006 FIGURE

LIVESTOCK AND POULTRY PRODUCTS

ITEM	YEAR	PRODUCTION	UNIT	PER UNIT	GROSS VALUE	
					SUBTOTAL	TOTAL
MILK, ALL	2007	24,407,000	CWT	\$18.00		\$446,159,000
	2006	22,213,000	CWT	\$12.00		\$261,030,000
MARKET	2007	24,390,000	CWT	\$18.00	\$445,847,000	
	2006	22,162,000	CWT	\$12.00	\$260,399,000	
MANUFACTURING	2007	17,000	CWT	\$18.00	\$306,000	
	2006	51,000	CWT	\$12.00	\$612,000	
WOOL	2007	58,000	LBS	\$1.02		\$60,000
	2006	64,000	LBS	\$0.86		\$55,000
EGGS, CHICKEN	2007	34,500,000	DOZ	\$0.73		\$25,357,000
	2006	28,098,000	DOZ	\$0.55		\$15,316,000
MANURE	2007	404,000	TON	\$1.00		\$406,000
	2006	377,000	TON	\$4.00		\$1,511,000
TOTAL	2007					\$471,982,000
	2006					\$277,912,000

NUMBERS MAY NOT COMPUTE EXACTLY DUE TO ROUNDING

Timeline of Milk History

- 1611 Cows arrive at Jamestown Colony
- 1624 Cows reach Plymouth Colony
- 1841 First regular shipment of milk by rail from Orange County, New York to New York City
- 1895 Commercial pasteurizing machines are introduced
- 1914 Tank trucks first used for transporting milk
- 1932 Vitamin D Fortified milk is made practicable
- 1938 Farm bulk tanks for milk began to replace milk cans
- 1964 Plastic milk containers introduced commercially
- 1974 Nutritional labeling of fluid milk products begins
- 1983 The National Dairy Promotion and Research Board is created
- 1993 California becomes the leading milk producer in the country
- 2000 Federal milk marketing orders are reformed; component pricing is introduced



Milk Facts & Definitions



In 2006 San Joaquin County had 136 dairies with a total of 103,480 cows. This is an average herd size of 761 cows per dairy



Milk is approximately 87% water and 13% solids



Milk is a good source of vitamins A, D, E, and K



Minerals in milk include calcium and phosphorus



Pasteurization- process of heating milk to destroy microorganisms and increase shelf life



Homogenization- process of breaking up the milk fat and dispensing it evenly throughout the milk. This prevents the cream from rising to the surface and produces milk with a smooth uniform texture



Fortification- the process of adding nutrients to the milk. For example vitamin D is added to most all milk marketed in the USA. Vitamin A is added to all reduced fat, low fat, and non- fat milk

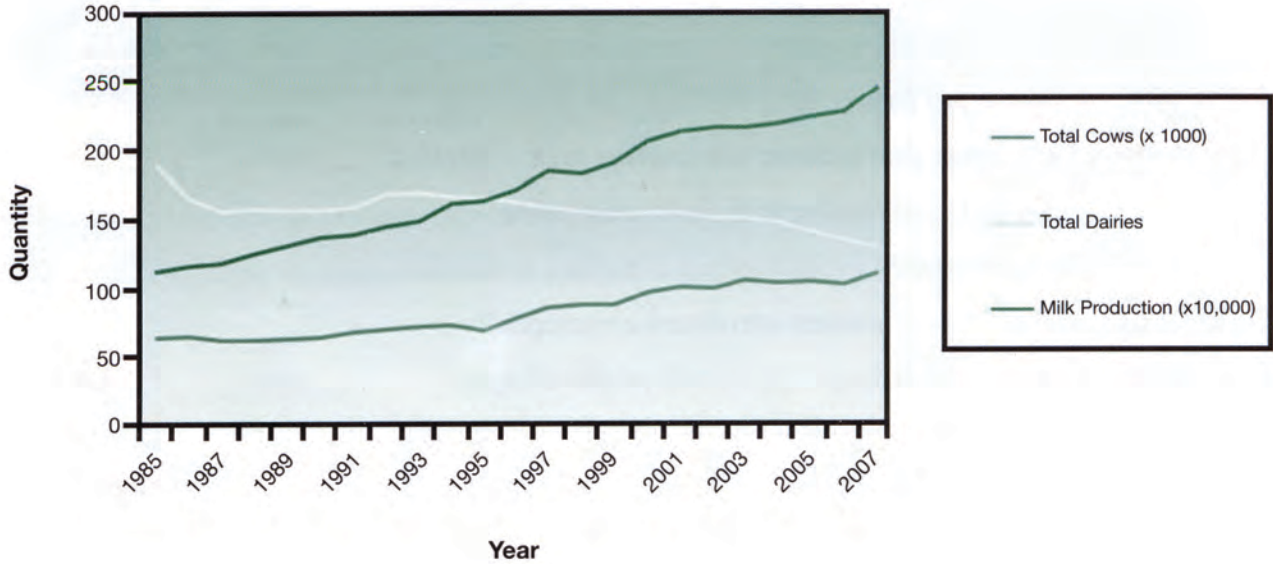


Sour Cream- A cultured product resulting from the addition of lactic acid producing bacteria to pasteurized cream

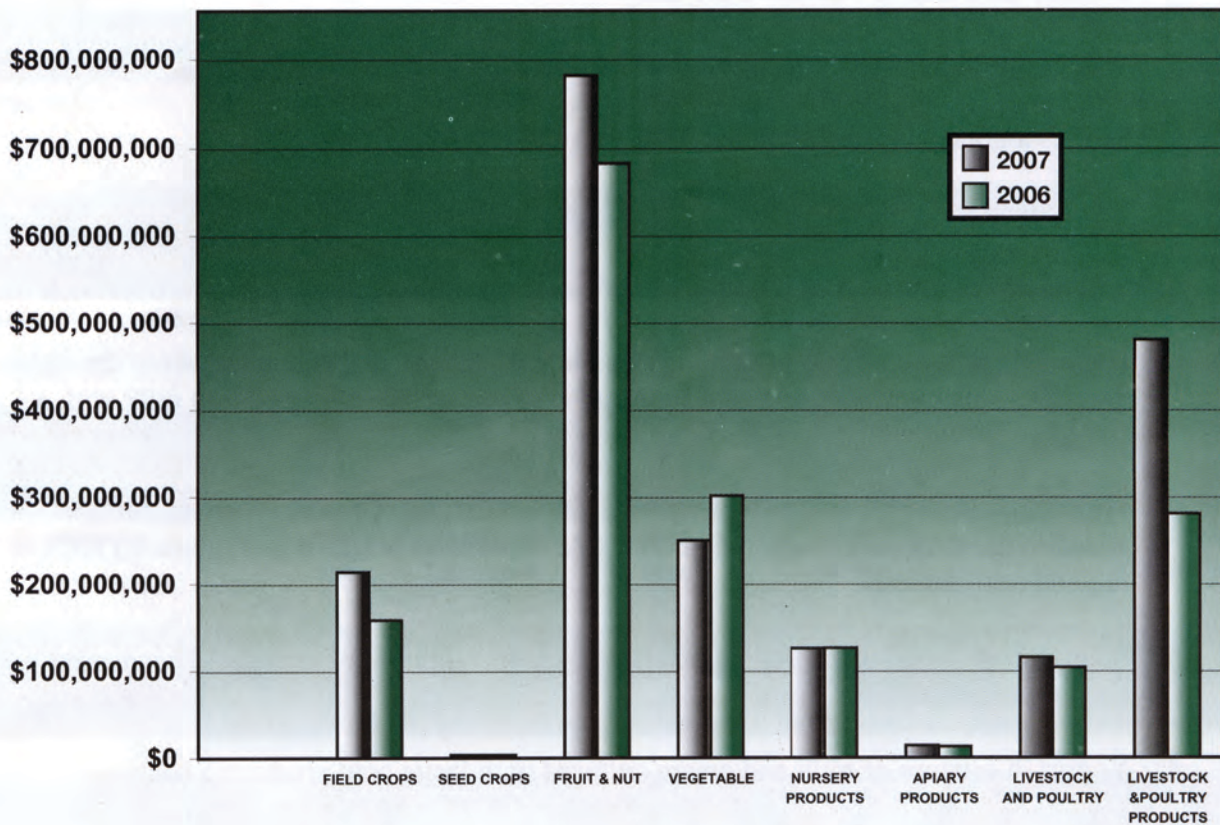


Yogurt- a mixture of milk and cream cultured with lactic acid producing bacteria

Dairy Trends in San Joaquin County 1985 - 2007

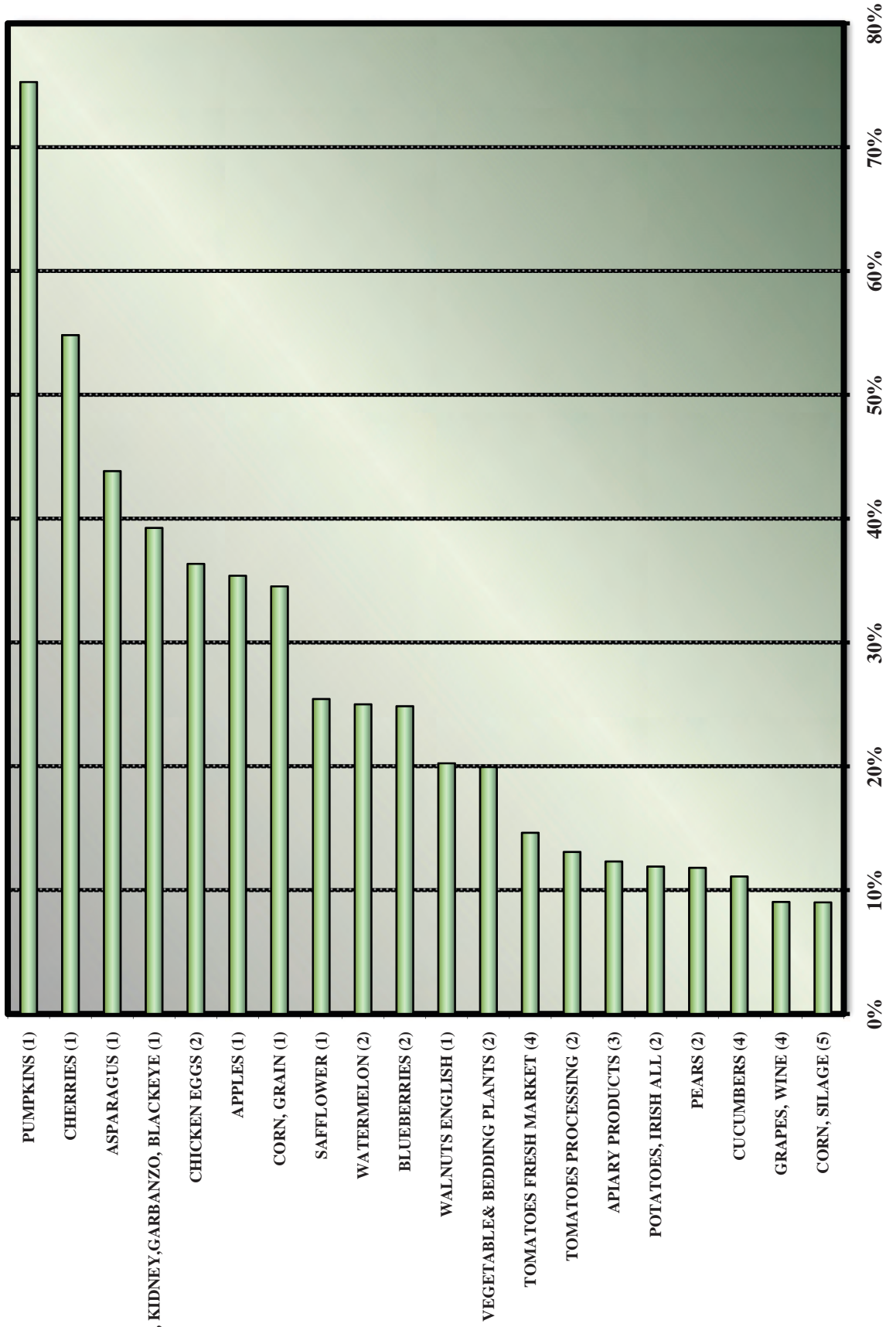


2006 vs. 2007 Values by Category



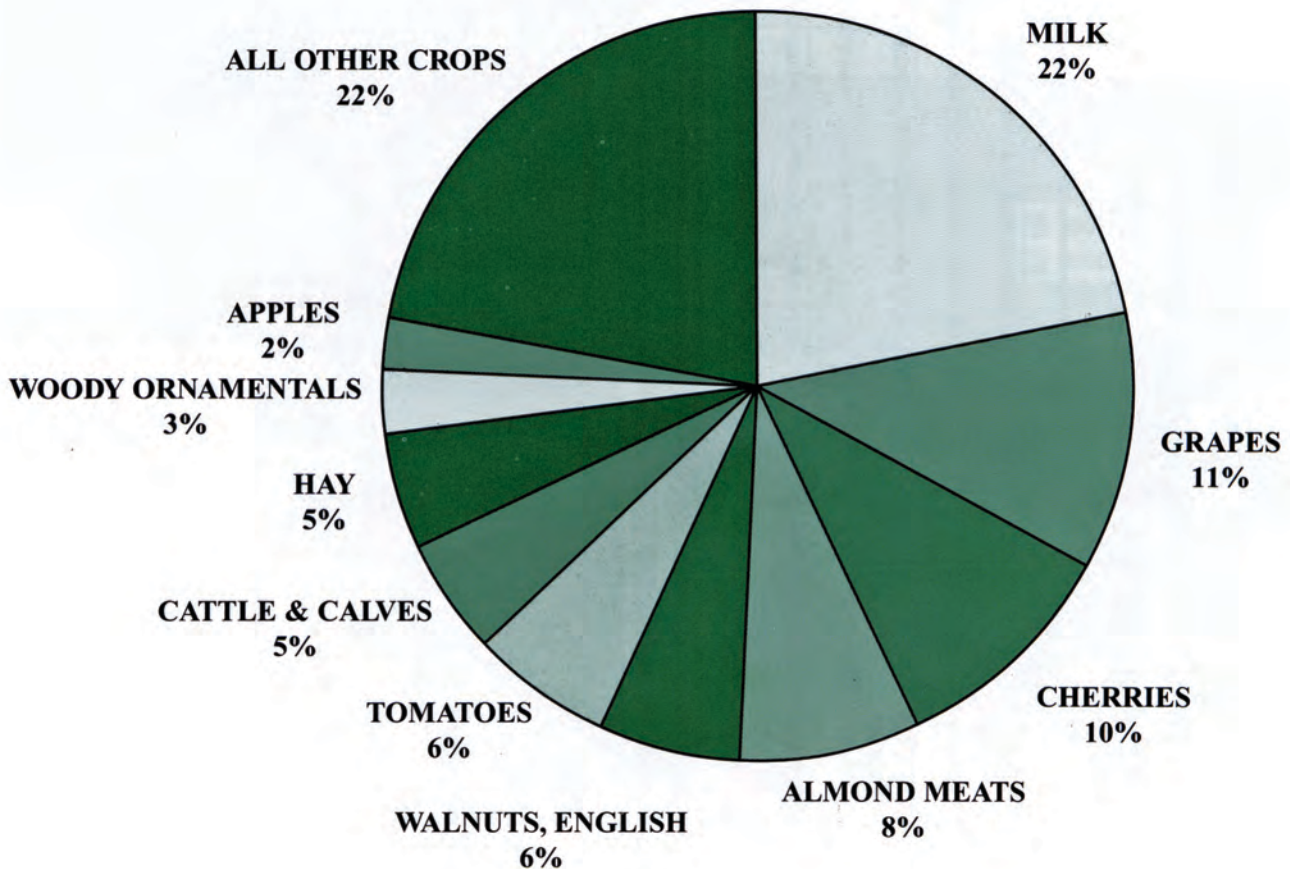
SAN JOAQUIN COUNTY'S SHARIDOF STATEWIDE PRODUCTION

Listed below are the crops in which San Joaquin County ranked in the top 5 in the State based on gross value during the 2006 crop year. The bars represent San Joaquin County's percentage of the state value for that crop. The numbers in parentheses next to the crop labels show San Joaquin County's ranking for that crop.



SAN JOAQUIN COUNTY'S TOP TEN LEADING CROPS FOR 2007

MILK, ALL	\$466,159,000
GRAPES, ALL	\$216,914,000
CHERRIES	\$201,694,000
ALMOND MEATS	\$158,932,000
WALNUTS, ENGLISH	\$129,363,000
TOMATOES, ALL	\$125,326,000
CATTLE AND CALVES	\$103,483,000
HAY, ALL	\$96,646,000
NURSERY, WOODY ORNAMENTALS	\$55,692,000
APPLES, ALL	\$38,457,000
ALL OTHER CROPS	\$433,125,000





Ray Baglietto, a native of San Joaquin County and first generation Stocktonian, has contributed substantially to agriculture and its development throughout his life. He is the founder of the non-profit organization, Seeds to the World.



Ray Baglietto



"THE MIRACLE OF LIFE THAT IS WAITING IN THE HEARTS OF SEED WILL PRODUCE TONS OF FOOD FOR THE WORLDS POOR PEOPLE."

In 1989, Mr. Baglietto retired from his role in his successful family seed company and focused his energy towards philanthropy. He sought to assist people in developing countries to produce their own food. Through his association with Sister Rosemary Cecchini M.M., he established connections with eight missionaries around the world. The first humanitarian shipments of seeds to these missions were the beginning of Seeds to the World.

Seeds to the World has grown into a worldwide recognized non-profit organization. From simple beginnings, seed shipments have increased to forty transport containers annually to various countries throughout the world. Seeds to the World has also expanded its donations to include toys, medical supplies, books and clothing. However, the main focus remains seeds, both vegetable and flower seeds. The organization has sent nearly 9 million pounds of seeds to numerous missions, communities, and individuals throughout 90 developing countries.

While Mr. Baglietto devotes considerable time to the Seeds to the World organization, he by no means takes credit for all of the organization's humanitarian activities. Major support comes from a wide variety of organizations including donations from several seed companies throughout the United States. Local groups including Saint Joseph's Hospital, St. Mary's High School, Franklin High's IBF Program, St. Mary's Interfaith Community, and other charitable and religious organizations throughout the world.

Thanks to Mr. Baglietto's foresight and leadership, Seeds to the World helps feed the world's hungry people. His contributions span the entire globe and we celebrate his accomplishments. We acknowledge Mr. Baglietto as an outstanding citizen and one of agriculture's shining examples.

San Joaquin County Trading Partners 2007



AFGHANISTAN	ECUADOR	LESOTHO	SAINT LUCIA
ALBANIA	EGYPT	LIBERIA	SAUDI ARABIA
ALGERIA	EL SAVADOR	LITHUANIA	SENEGAL
ANGOLA	ESTONIA	MACAU	SERBIA
ANTIGUA	FIJI	MADAGASCAR	SIERRA LEONE
ARGENTINA	FINLAND	MALAWI	SINGAPORE
ARMENIA	FRANCE	MALAYSIA	SLOVENIA
AUSTRALIA	FRENCH POLYNESIA	MARSHALL ISLANDS	SOLOMON ISLANDS
AUSTRIA	GEORGIA	MARTINIQUE	SOUTH AFRICA
AZERBAIJAN	GERMANY	MAURITIUS	SPAIN
BAHAMAS	GHANA	MEXICO	SRI LANKA
BAHRAIN	GREECE	MOLDOVA	SWEDEN
BANGLADESH	GRENADA	MONGOLIA	SWITZERLAND
BARBADOS	GUAM	MONSTERRAT	SYRIA
BELARUS	GUATEMALA	MOROCCO	TAHITI
BELGIUM	GUYANA	MOZAMBIQUE	TANZANIA
BERMUDA	HAITI	NEPAL	TAIWAN
BOLIVIA	HONDURAS	NETHERLANDS	THAILAND
BOSNIA AND HERZEGOVINA	HONK KONG	NEW CALEDONIA	TONGA
BRAZIL	HUNGARY	NEW ZEALAND	TRINIDAD AND TOBAGO
BRUNEI DARUSSLAM	ICELAND	NICARAGUA	TUNISIA
BULGARIA	INDIA	NIGERIA	TURKEY
BURKINA FASO	INDONESIA	NORTHERN MARIANA ISLANDS	UGANDA
CAMBODIA	IRAN	NORWAY	UKRAINE
CAMEROON	IRAQ	OMAN	UNITED ARAB EMIRATES
CANADA	IRELAND	PAKISTAN	UNITED KINGDOM
CANARY ISLANDS	ISRAEL	PANAMA	URUGUAY
CHILE	ITALY	PAPUA NEW GUINEA	UZBEKISTAN
COLUMBIA	JAMAICA	PARAGUAY	VENEZUELA
CONGO	JAPAN	PERU	VIETNAM
COSTA RICA	JORDAN	PHILIPPINES	ZAMBIA
CROATIA	KAZAKHSTAN	POLAND	ZIMBABWE
CYPRUS	KENYA	PORTUGAL	
CZECH REPUBLIC	REPUBLIC OF KOREA	QATAR	
DENMARK	KUWAIT	PEOPLES REPUBLIC OF CHINA	
DOMINICAN REPUBLIC	LATVIA	ROMANIA	
EAST TIMOR	LEBANON	RUSSIAN FEDERATION	

Sustainable Agriculture

Pest Exclusion

San Joaquin County continues to support local agriculture in many ways, not the least of which is making certain that invasive agricultural pests of significant economic risk are kept out of local orchards, vineyards, and nurseries. This task is the responsibility of the Pest Exclusion Unit.

The Pest exclusion branch of our office consists of six full-time and two part-time biologists, as well as many seasonal pest detection specialists. These individuals conduct thousands of inspections annually for various economically significant pests; including Glassy winged Sharpshooter, Gypsy Moth and many more. Inspections are conducted at major postal and parcel facilities, nurseries, and private residences as necessary to keep these dangerous intruders out of our county. Trapping programs help to detect the arrival of pests such as the Mediterranean Fruit Fly, Apple Maggot, and the Light Brown Apple Moth.

We ask for your help in our mission by obeying the laws and regulations and avoiding the temptation to smuggle produce and nursery products into our area without proper certification. Together we will continue to keep agriculture safe and productive by keeping the bad bugs at bay.

General San Joaquin County Information

County Seat:	Stockton		
County Population (2006):	668,265		
Population Per Square Mile:	477		
Incorporated Cities (7):	Escalon, Lathrop, Lodi, Manteca, Ripon, Stockton, Tracy		
Land Area (Square Miles):	1,400		
Land Area in Farms (Acres-2002):	812,629		
Total Cropland (Acres-2002):	574,752		
Irrigated Cropland (Acres- 2002):	520,172		
Number of Farms (2002):	4,026		
Average Size of Farms (Acres-2002):	202		
Agricultural Work Force (Monthly Average-2002):	16,800		
Season High (June):	28,400		
Season Low (December):	11,000		
Lowest Elevation in County (Delta Area):	12' Below Sea Level		
Highest Elevation in County (Southwest Hills):	3065' Above Sea Level		
Length of County (North to South):	75 Miles		
Length of county (East to West):	65 Miles		
Average January Temperature (F)	45		
Average July Temperature (F)	78		
Average Annual Rainfall:			
North County:	16 Inches	South County:	14 Inches
East County:	12 Inches	West County:	9 Inches

A SPECIAL "THANK YOU"

The San Joaquin County Agricultural Commissioner's Office expresses its appreciation to the



and



for their contributions to the 2007 Crop Report. We would also like to thank the
San Joaquin County Cooperative Extension for their assistance.

Without their support the publication of this report would not be possible.

Front cover photo courtesy of Captivating Photos.

AGRICULTURAL COMMISSIONER'S OFFICE
SAN JOAQUIN COUNTY
P.O. BOX 1809
STOCKTON, CA 95201

