





NAPA COUNTY

DEPARTMENT OF AGRICULTURE
AND

WEIGHTS AND MEASURES

1710 SOSCOL AVENUE, SUITE 3 • NAPA, CA 94559-1315
TELEPHONE: 707-253-4357 • TOLL FREE: 1-877-279-2980
• FAX: 707-253-4881
WEBSITE: <http://www.co.napa.ca.us>

DAVID R. WHITMER
Agricultural Commissioner / Sealer
GREGORY R. CLARK
Assistant Ag Commissioner / Sealer

April 25, 2006

A. G. Kawamura, Secretary
California Department of Food and Agriculture
And
The Honorable Board of Supervisors of Napa County

Brad Wagenknecht - District 1
Diane Dillon - District 3

Mark Luce - District 2
CHAIR, Bill Dodd - District 4
Harold Moskowite - District 5

In compliance with the provisions of Section 2279 of the California Food and Agricultural Code, I hereunder submit this report of the agricultural production for Napa County for calendar year 2005. This report deals with the gross value of production and does not attempt to reflect net farm income or cost of production and marketing.

Gross value of all production was \$548,620,550 an increase of \$191,378,850 from 2004. This 53.6% increase in gross value was primarily due to an increase in winegrape production. The total value of the winegrape crop was up 54.7% (\$191,300,000) while overall production increased by 61,151.4 tons or 51.0%. Floral and nursery crops registered a decrease of 18.6% in value, from \$3,965,400 in 2004 to \$3,226,400 in 2005.

I would like to thank my staff who worked to create this report and also to express our appreciation to the producers, processors, government agencies and others that contributed information to make this report possible.

Respectfully submitted,

David R. Whitmer
Agricultural Commissioner/Sealer

MISSION STATEMENTS

THE NAPA COUNTY DEPARTMENT OF AGRICULTURE, AS A REGULATORY AGENCY, IS DEDICATED TO SUSTAINING A HEALTHY AGRICULTURAL INDUSTRY, WHILE PROTECTING THE ENVIRONMENT, THE AGRICULTURAL WORK FORCE AND THE COMMUNITY.

THE MISSION OF THE NAPA COUNTY DEPARTMENT OF WEIGHTS AND MEASURES IS TO PROVIDE FAIR COMPETITION AND EQUITY IN THE MARKETPLACE, AND TO ENSURE THAT THE INTERESTS OF THE BUYER AND SELLER ARE PROTECTED THROUGH EDUCATION, INSPECTION, AND ENFORCEMENT.

AGRICULTURAL COMMISSIONER/SEALER

DAVID R. WHITMER

ASSISTANT AGRICULTURAL COMMISSIONER/SEALER

GREG CLARK

DEPUTY AGRICULTURAL COMMISSIONERS

JOHN COOLEGGE

JEFFREY ERWIN

VICKI KEMMERER

DEPUTY SEALER

JOE CROXDALE

ADMINISTRATIVE
OFFICE ASSISTANT

MARCIA BLACKMON

SENIOR ACCOUNT
CLERK

CANDACE FISKE

SENIOR OFFICE
ASSISTANT

ARLENE PARKER

OFFICE
ASSISTANT II

TERESA SANCHEZ

AGRICULTURAL BIOLOGISTS

LANCE BINGHAM

JOSE CHANG

CHAD GODOY

CRAIG GRAFFIN

NAOMI HOM

HUMBERTO IZQUIERDO

SOMMER JONES

ANNA KIM

JOEL KING

SHELBY LIVINGSTON

TRACY SMIGIELSKI

WEIGHTS AND MEASURES INSPECTOR

KURT DORROUGH

AGRICULTURAL STANDARDS SERVICE WORKERS

DANIEL FULFORD

DON JAMISON

JOSHUA JENIK

TERRY KEISER

GREG MUSIC

GENE ROSE

BRANDEN WOOLLEY

FEDERAL WILDLIFE SERVICES STAFF

EDDIE GOYMERAC

GREG WAMSLEY

***SUMMARY OF NAPA COUNTY
2005 CROP AND LIVESTOCK
PRODUCTION VALUES***

<i>FRUIT AND NUT CROPS</i>	<i>2005</i>	<i>\$541,599,750</i>
	<i>2004</i>	<i>\$349,993,500</i>
<i>VEGETABLE CROPS</i>	<i>2005</i>	<i>179,900</i>
	<i>2004</i>	<i>136,500</i>
<i>FLORAL AND NURSERY CROPS</i>	<i>2005</i>	<i>3,226,400</i>
	<i>2004</i>	<i>3,965,400</i>
<i>FIELD CROPS</i>	<i>2005</i>	<i>295,700</i>
	<i>2004</i>	<i>405,700</i>
<i>TIMBER</i>	<i>2005</i>	<i>414,500</i>
	<i>2004</i>	<i>27,100</i>
<i>LIVESTOCK</i>	<i>2005</i>	<i>2,428,500</i>
	<i>2004</i>	<i>2,275,600</i>
<i>POULTRY & OTHER ANIMAL PRODUCTS</i>	<i>2005</i>	<i>475,800</i>
	<i>2004</i>	<i>437,900</i>
<i>GRAND TOTAL</i>	<i>2005</i>	<i>\$548,620,550</i>
	<i>2004*</i>	<i>\$357,241,700</i>

Please Note: The values in this report represent estimated gross values regardless of utilization. No attempt is made to reflect net income to the producer or cost of production.

**Reflects addition of 2004 Timber Income.*

FRUITS, VEGETABLES, AND NURSERY

FRUIT AND NUT CROPS

CROP	YEAR	ACRES	YIELD / ACRE	TOTAL	UNIT	PRICE / UNIT	TOTAL VALUE
<i>WINE GRAPES</i>							
BLACK	2005	32,055	4.10	131,480.2	TON		\$441,400,000
	2004	30,526	2.84	86,735.7	TON		\$283,100,000
WHITE	2005	9,855	5.03	49,545.2	TON		99,400,000
	2004	9,913	3.34	33,138.3	TON		66,400,000
TOTAL	2005	41,910	4.32	181,025.4	TON		540,800,000
	2004	40,439	2.96	119,874.0	TON		349,500,000
OLIVES	2005	193	3.91	754.6	TON		413,500
	2004	146	2.65	387.0	TON		225,600
WALNUTS	2005	99	.17	17.0	TON	1450.00	24,650
	2004	116	.24	31.0	TON	809.00	25,100
STRAW- BERRIES	2005						330,500
	2004						215,000
OTHER FRUITS & NUTS	2005						31,100
	2004						27,800
TOTALS	2005						\$541,599,750
	2004						\$349,993,500

VEGETABLE CROPS

CROP	YEAR	TOTAL VALUE
ALL VEGETABLES, HERBS, AND EDIBLE FLOWERS	2005	\$179,900
	2004	\$136,500

FLORAL AND NURSERY CROPS

CROP	YEAR	TOTAL VALUE
ORNAMENTALS & GRAPEVINE NURSERY STOCK,	2005	\$3,226,400
CHRISTMAS TREES, CUT FLOWERS, ETC.	2004	\$3,965,400

OTHER CROPS AND ANIMAL PRODUCTS

FIELD CROPS

CROP	YEAR	ACRES	YIELD / ACRE	TOTAL	UNIT	PRICE / UNIT	TOTAL VALUE
OAT HAY	2005	183	3.35	613	TON	\$81.25	\$49,800
	2004	193	3.43	660	TON	\$95.00	\$62,700
PASTURE & RANGELAND	2005						245,900
	2004						343,000
TOTALS	2005						\$295,700
	2004						\$405,700

TIMBER

	YEAR	VOLUME (IN MILLION BOARD FEET)	VALUE PER BOARD FOOT	TOTAL VALUE
TOTALS	2005	1,130	\$3.67	\$414,500
	2004	97	\$2.79	\$27,100

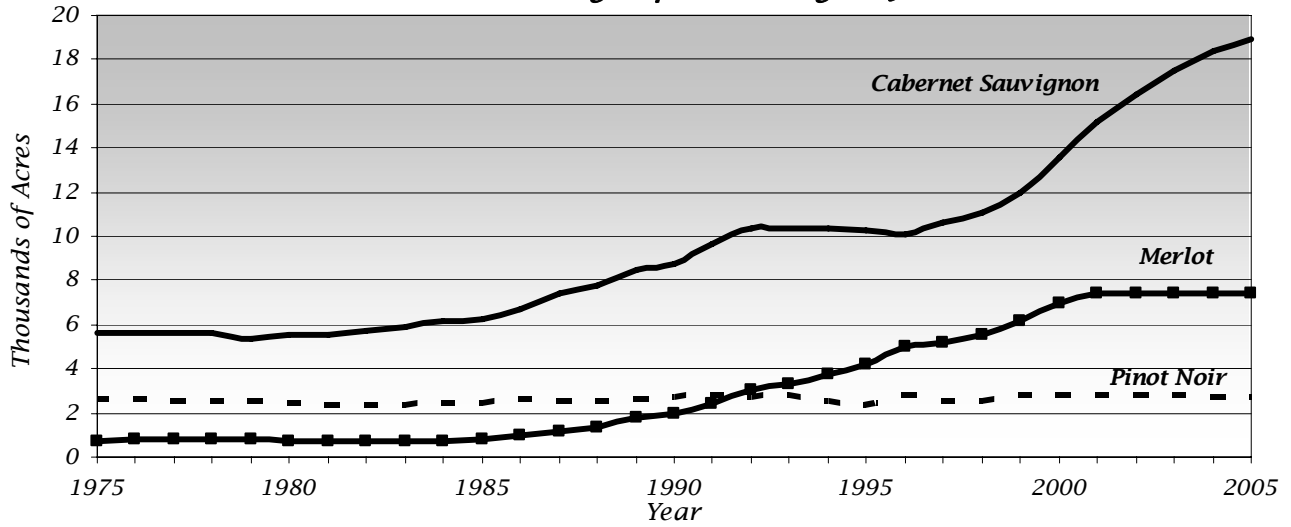
LIVESTOCK

ITEM	YEAR	PRODUCTION IN CWT	UNIT	PRICE / UNIT	TOTAL VALUE
CATTLE & CALVES	2005	24,665	CWT	\$90.90	\$2,242,000
	2004	22,984	CWT	\$88.20	\$2,027,200
SHEEP & LAMBS	2005	1683	CWT	98.42	165,600
	2004	2545	CWT	90.00	229,100
OTHER LIVESTOCK (INCLUDES HOGS, ALPACA, GOATS, ETC.)	2005				20,900
	2004				19,300
TOTALS	2005				\$2,428,500
	2004				\$2,275,600

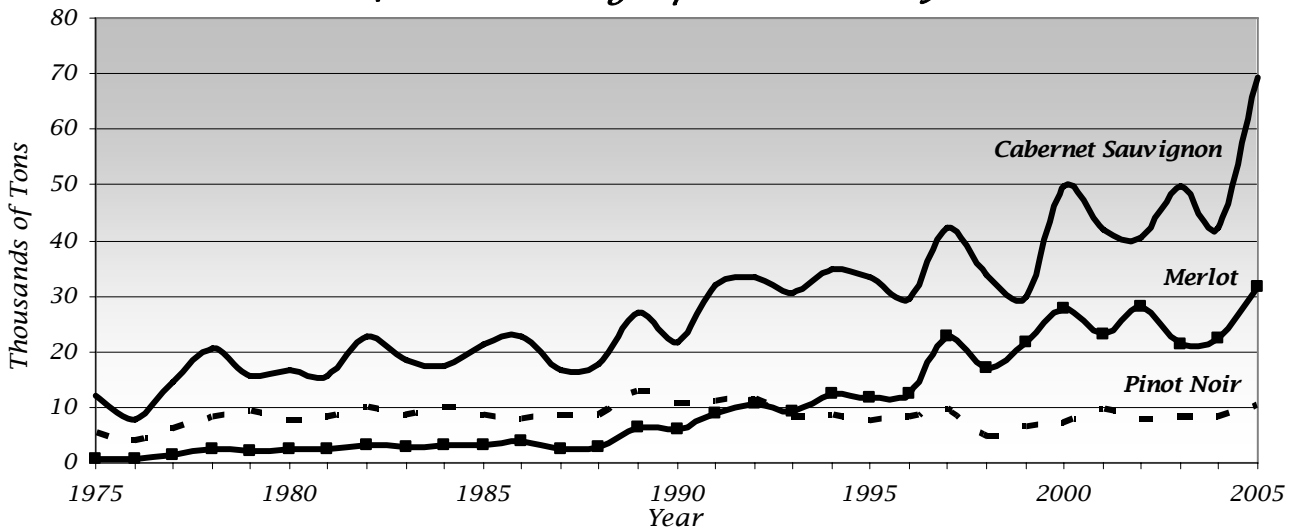
POULTRY AND OTHER ANIMAL PRODUCTS

	YEAR	TOTAL VALUE
TOTALS	2005	\$475,800
	2004	\$437,900

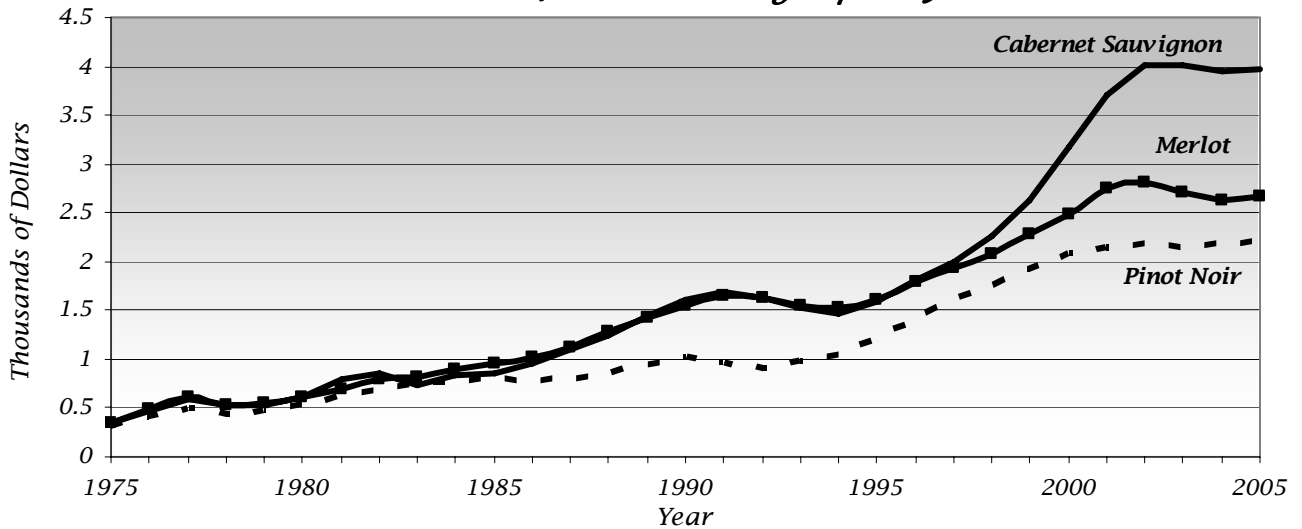
Total Black Winegrape Acreage by Year



Tons of Black Winegrapes Crushed by Year



Price Per Ton of Black Winegrapes by Year

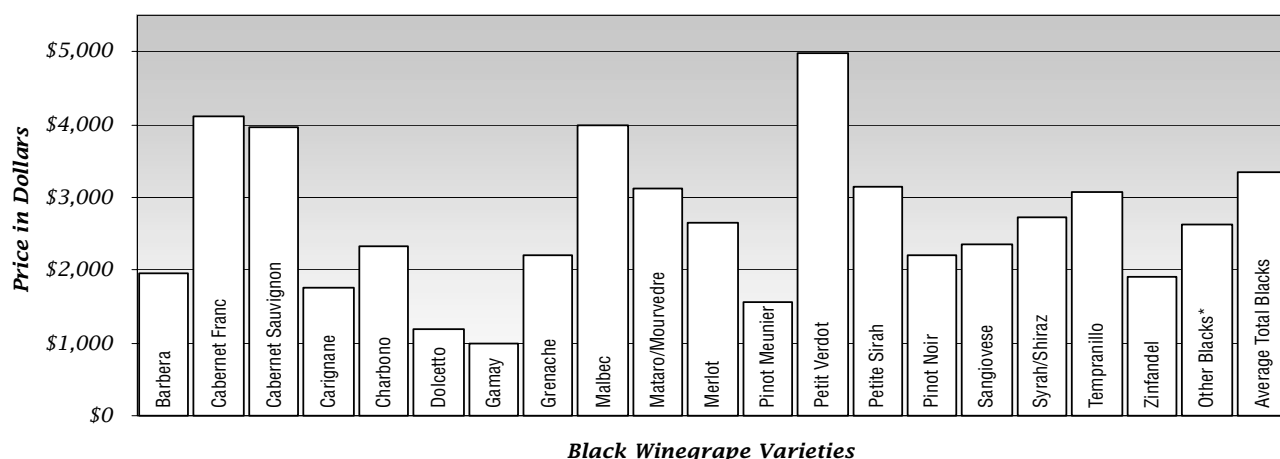


BLACK VARIETIES 2005

VARIETY	BEARING ACRES	NON-BEARING ACRES	TOTAL ACRES	TONS	PRICE PER TON**
BARBERA	7	1	8	65.0	\$1,959.51
CABERNET FRANC	1,012	129	1,141	3,710.6	4,113.98
CABERNET SAUVIGNON	17,088	1,839	18,927	69,326.2	3,970.07
CARIGNANE	11	2	13	44.6	1,760.38
CHARBONO	41	6	47	206.2	2,323.29
DOLCETTO	9	0	9	61.6	1,186.45
GAMAY/VALDIGUIE	48	0	48	119.1	1,001.25
GRENACHE	16	1	17	86.9	2,210.46
MALBEC	200	64	264	765.9	3,987.81
MATARO/MOURVEDRE	14	0	14	25.9	3,119.88
MERLOT	7,048	383	7,431	31,675.8	2,661.61
PINOT MEUNIER	36	2	38	361.5	1,564.00
PETIT VERDOT	397	68	465	1,242.0	4,974.95
PETITE SIRAH	514	85	599	2,234.9	3,148.02
PINOT NOIR	2,548	118	2,666	10,188.8	2,196.70
SANGIOVESE	377	3	380	1,285.3	2,347.49
SYRAH/SHIRAZ	963	136	1,099	4,227.0	2,733.21
TEMPRANILLO	17	4	21	137.0	3,062.24
ZINFANDEL	1,574	65	1,639	5,359.3	1,918.08
OTHER BLACKS*	135	82	217	356.6	2,628.35
TOTAL BLACKS	32,055	2,988	35,043	131,480.2	\$3,356.98

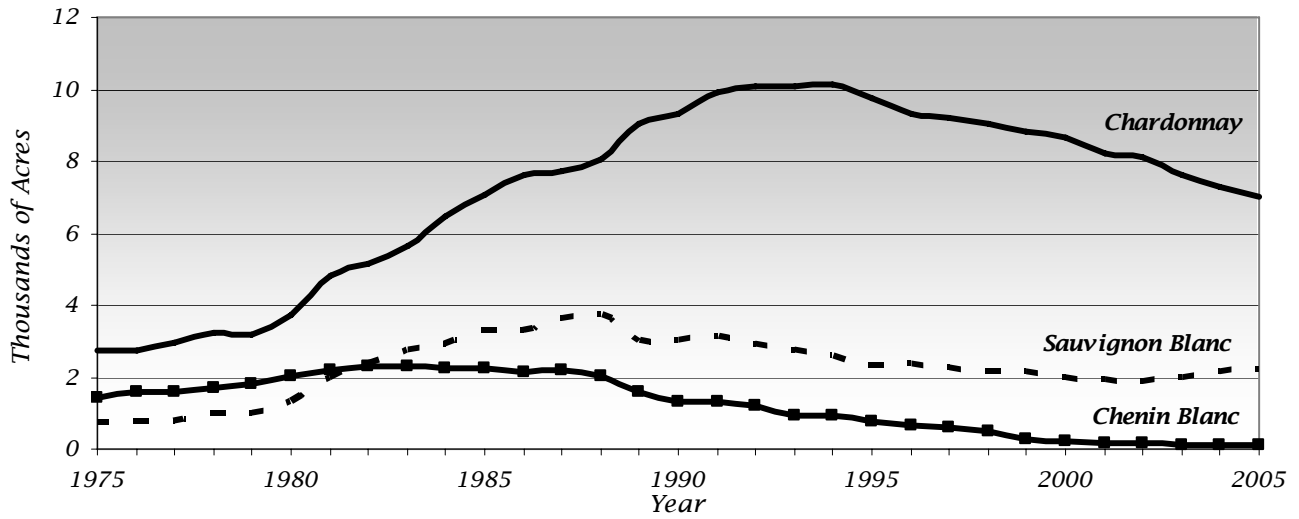
*THE FOLLOWING VARIETIES ARE INCLUDED IN OTHER BLACKS: AGLIANICO, ALICANTE BOUCHET, ALVARELHAO, BLAUFRAENKISCH, CARMENERE, EARLY BURGUNDY, GRACIANO, GRIGNOLINO, MONTEPULCIANO, MUSCAT HAMBURG, NEBBIOLO, NEGRETTE, NERO D'AVOLA, PINOTAGE, PORT, PRIMITIVO, REFOSCO/MONDEUSE, RUBIRED, RUBY CABERNET, SAGRANTINO, ST. MACAIRE, SOUZAO, TANNAT, TINTA CAO, TINTA MADIERA, TOURIGA, VERDELHO.

**PRICE PER TON OBTAINED FROM "FINAL GRAPE CRUSH REPORT 2005 CROP"

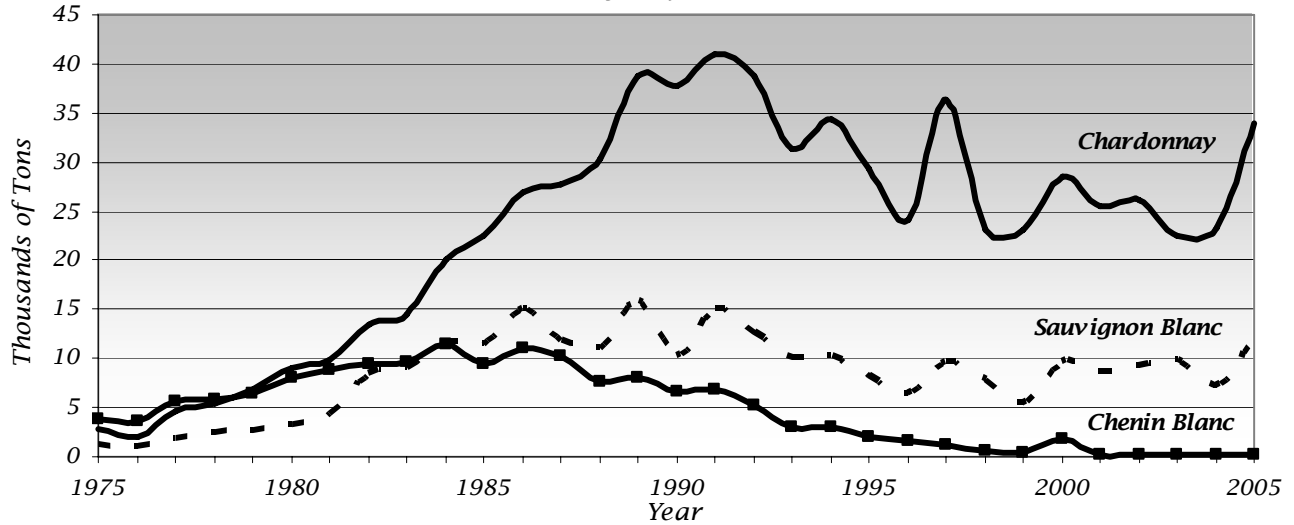


Black Winegrape Varieties

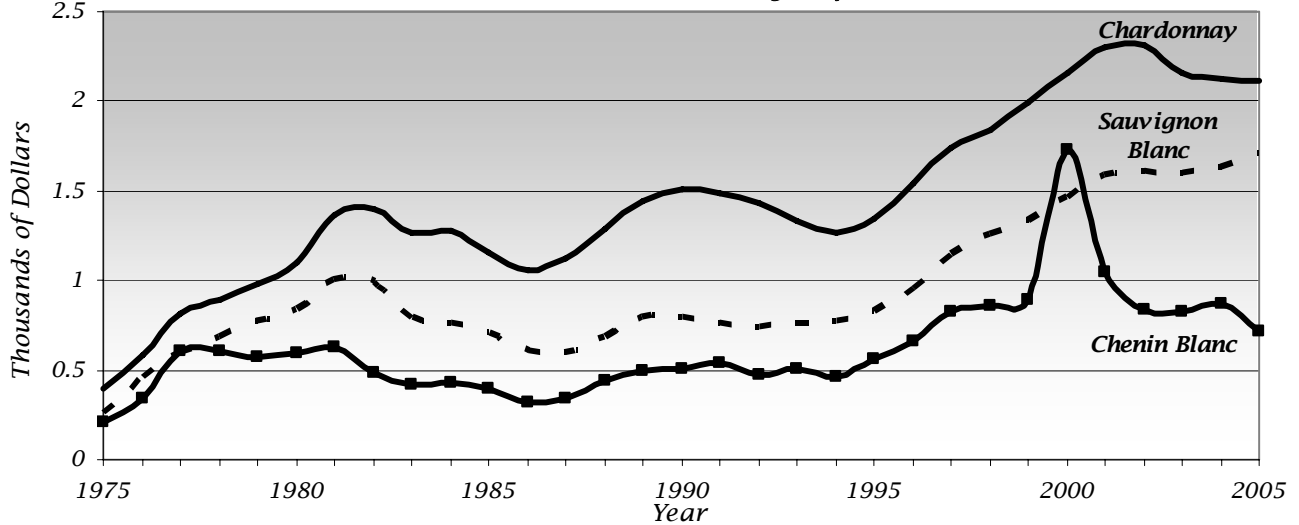
Total White Winegrape Acreage by Year



Tons of White Winegrapes Crushed by Year



Price Per Ton of White Winegrapes by Year

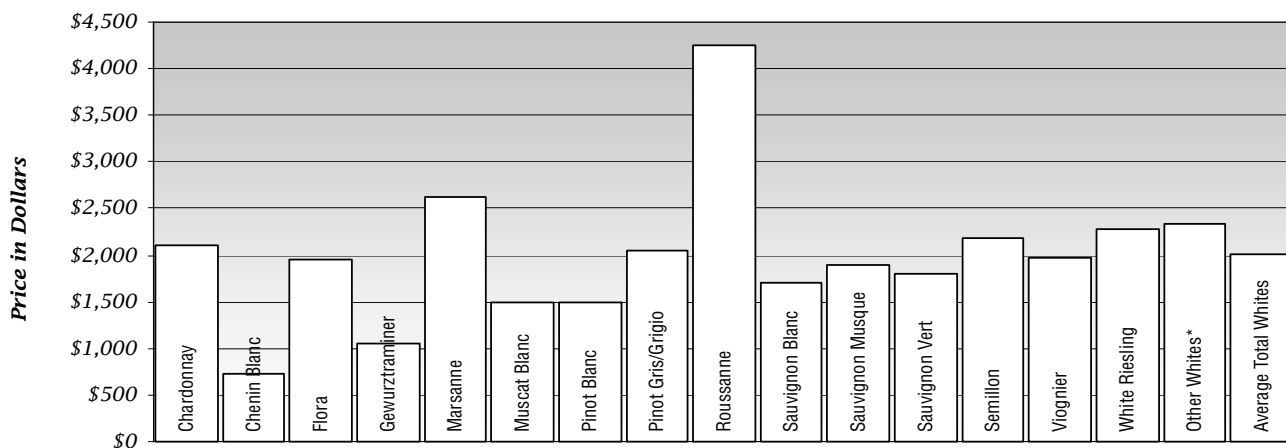


WHITE VARIETIES 2005

VARIETY	BEARING ACRES	NON-BEARING ACRES	TOTAL ACRES	TONS	PRICE PER TON**
CHARDONNAY	6,872	165	7,037	33,966.4	\$2,111.73
CHENIN BLANC	84	0	84	146.0	719.90
FLORA	9	0	9	39.5	1945.74
GEWURZTRAMINER	20	0	20	14.2	1,052.48
MARSANNE	5	3	8	42.3	2,627.16
MUSCAT BLANC	42	0	42	266.0	1,501.90
PINOT BLANC	30	0	30	166.6	1,485.60
PINOT GRIS/GRIGIO	201	32	233	824.3	2,047.31
ROUSSANNE	11	1	12	40.8	4,250.00
SAUVIGNON BLANC	2,048	158	2,206	12,127.8	1,711.15
SAUVIGNON MUSQUE	81	3	84	301.3	1,890.91
SAUVIGNON VERT	6	0	6	7.6	1,800.00
SEMILLON	164	4	168	791.3	2,186.05
VIOGNIER	115	1	116	312.8	1,974.62
WHITE RIESLING	137	2	139	444.2	2,281.16
OTHER WHITES*	30	17	47	54.1	2,341.94
TOTAL WHITES	9,855	386	10,241	49,545.2	\$2,005.59

*THE FOLLOWING VARIETIES ARE INCLUDED IN OTHER WHITES: ALBERINO, CATARRATTO, FRENCH COLOMBARD, GRAY REISLING, GRENACHE BLANC, MALVASIA BIANCA, MUSCHEL BLANC, PALOMINO, RIBBOLA, SCHEUREBE, TOCAI FRIULANO, VERDELHO.

**PRICE PER TON OBTAINED FROM "FINAL GRAPE CRUSH REPORT 2005 CROP"

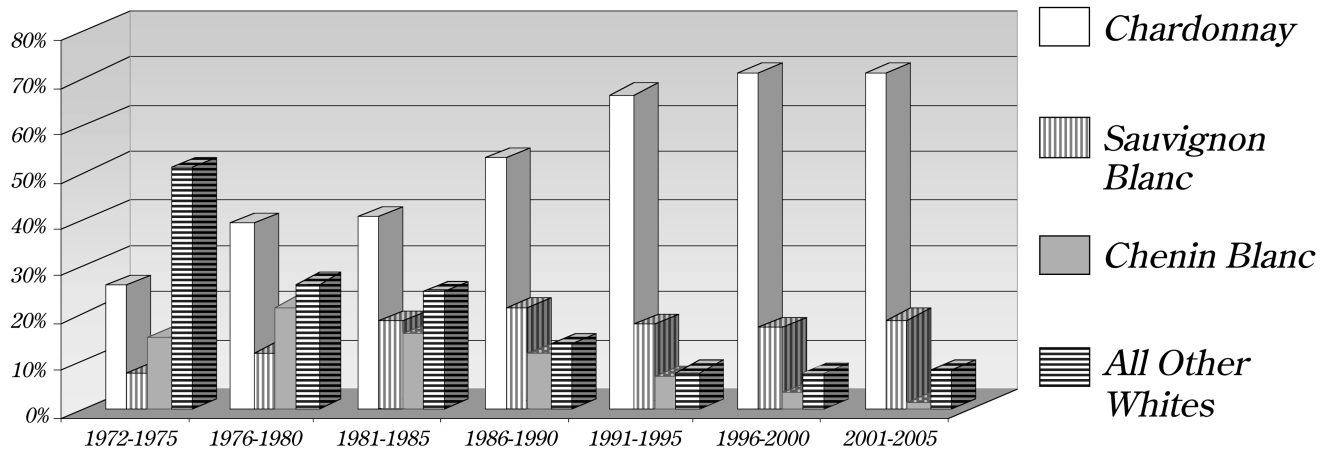


White Winegrape Varieties

TOTAL ALL WINE GRAPES 2005

WINE GRAPES	BEARING ACRES	NON-BEARING ACRES	TOTAL ACRES	TONS	AVERAGE PRICE PER TON
BLACK VARIETIES	32,055	2,988	35,043	131,480.2	\$3,356.98
WHITE VARIETIES	9,855	386	10,241	49,545.2	\$2,005.59
TOTALS	41,910	3,374	45,284	181,025.4	\$2,987.12

Five Year Average % of Total Whites



Five Year Average % of Total Blacks

