

COUNTY OF LOS ANGELES

**AGRICULTURAL COMMISSIONER/
WEIGHTS AND MEASURES DEPARTMENT**

2 0 0 1

**CROP AND LIVESTOCK
REPORT**

Photo on the front cover:

**The American Olive Company
1701 East Adams Street, Los Angeles
Circa 1900**

*Security Pacific Historical Photo Collection/
Los Angeles Public Library*



Olive History in California

The olive industry owes its beginnings to the early Spanish Padres of the California Missions who introduced the Spanish “Mission” olive into California in the 1770’s. The trees provided the olive oil used for cooking and religious purposes. By 1835, the missions were secularized and broken apart. The missions were left unattended and the olive orchards and vineyards suffered greatly. Even with the lack of care, many of the olive trees survived. These established trees provided the cuttings that were planted by the thousands throughout California in the late 1830’s. The first commercial olive oil was pressed in Ventura County in 1871.

In Los Angeles County, William Wolfskill, a former fur trapper from the Midwest, used cuttings from the San Gabriel Mission’s trees and vines to start his orchards and vineyards. He became renowned for his expansive crop acreage in Los Angeles and in Davis, California. Alexander Draw who became one of the first Horticultural Inspectors in California oversaw production at the Los Angeles orchard. Mr. Wolfskill’s orchard in Davis was donated to the University of California and is today known as the Wolfskill Experimental Orchard. Andrew McNally, President of the Rand McNally Publishing Company, developed thousands of acres of olive and citrus orchards in La Mirada. It was considered the largest orchard in the country. Olive orchards provided both olive oil and the “California ripe olive” to the growing California population.

There were more than 130 olive oil processing plants in production between 1871 and 1940. Twenty of these operated in Los Angeles County. The American Olive Company began producing olive oil in Los Angeles during the late 1800’s. The olive industry was very volatile; great fortunes were made and lost in a short period of time. The Central Valley emerged as the present day producer of olives. Los Angeles County no longer produces any olive products; however, the remnants of the glorious olive era can be seen throughout residential areas where some of the remaining olive trees still thrive in La Mirada, Los Angeles, and in the San Fernando Valley.

Visit Our Web Site @ <http://acwm.co.la.ca.us>



COUNTY OF LOS ANGELES

**Department of
Agricultural Commissioner
and Weights and Measures**

Cato R. Fiksdal
Agricultural Commissioner/
Director of Weights and Measures

12300 Lower Azusa Road
Arcadia, California 91006-5872

Robert G. Atkins
Chief Deputy

**William J. Lyons, Jr., Secretary
California Department of Food and Agriculture
and
the Honorable Board of Supervisors
County of Los Angeles**

Zev Yaroslavsky, Chairman - Third District

**Gloria Molina - First District
Don Knabe - Fourth District**

**Yvonne Brathwaite Burke - Second District
Michael D. Antonovich - Fifth District**

2001 CROP AND LIVESTOCK REPORT

The gross value of agricultural crops and products in Los Angeles County decreased by 3.7% in 2001 to **\$258,260,000**. This is the first year to year decrease since 1999; however, there were still some high points. Field Crops (hay and grain), were up nearly 20% because of stronger prices. The Livestock and Poultry Products were also strong with an increase of more than 60%, due mainly to dairy products. Much of the decrease crop value centered in Vegetable Crops, where prices, acreage, and yields were down from last year. Onions alone were down nearly \$8.4 million.

Ornamental nursery products, where Los Angeles is one of the Statewide leaders, are by far our leading crop. While still saddled with shipping restrictions because of Glassy-Winged Sharpshooters and a Sudden Oak Death quarantine, the sector recovered some of the ground lost last year, with a modest 1% increase to \$171 million.

Even though Los Angeles is one of the largest metropolitan areas in the country, local farmers produce a bounty of different crops within our boundaries, 15 of which are on the Million Dollar list: ornamental trees and shrubs, bedding plants, root vegetables, peaches, dry onions, alfalfa hay, dairy products, flowering indoor plants, herbs, indoor foliage plants, ground covers, strawberries, rangeland, table greens, and vine crops.

Last year was a tough year for many of California's farmers. Continuing increases in inexpensive imported products, pest problems, and ever escalating production costs reduced farm income and makes farming a risky business even in good times.

I want to express my sincere appreciation to all the producers and individuals who provided information for this report; without their support this report would not be possible. Thank you also to the compilers, Richard Sokulsky, Deputy Agricultural Commissioner and Julia Chen, Staff Assistant, for their consistently good work on these reports.

Respectfully submitted,


Cato R. Fiksdal
Agricultural Commissioner/
Director of Weights and Measures

Table of Contents

Million Dollar Commodities	4
Summary	5
Nursery Products	6
Fruit and Nut Crops	8
Vegetable Crops	10
Field Crops	11
Cut Flowers and Decoratives.....	12
Forest Crops	12
Apiary, Livestock & Poultry Products	13
Livestock and Poultry	14
Sustainable Agriculture Reporting	15
Pest Detection Activities	16
Pest Eradication Activities.....	16
Biological Control Activities	16
Pest Exclusion Activities	17
Acknowledgments	24

Million Dollar Commodities

1.	Ornamental Trees and Shrubs	\$ 114,254,000
2.	Bedding Plants	38,652,000
3.	Root Vegetables	28,673,000
4.	Peaches	17,739,000
5.	Dry Onions	11,672,000
6.	Alfalfa Hay	7,020,000
7.	Dairy Products	4,535,000
8.	Indoor Plants, Flowering	3,534,000
9.	Herbs	3,309,000
10.	Indoor Plants, Foliage	2,581,000
11.	Ground Covers	2,040,000
12.	Strawberries	1,735,000
13.	Rangeland	1,400,000
14.	Table Greens	1,299,000
15.	Vine Crops	1,129,000



View overlooking avocado fields in La Habra Heights, 1920

*Security Pacific Historical Photo Collection/
Los Angeles Public Library*

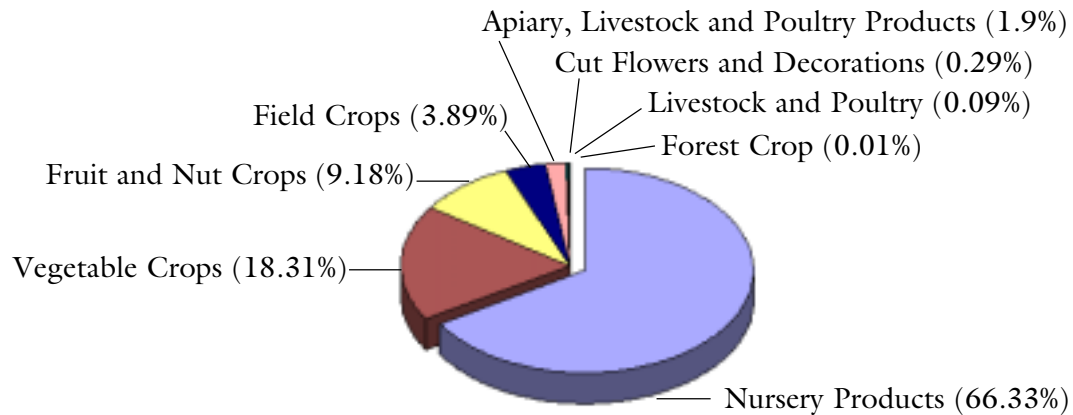
Summary

Commodity	1999	2000	2001
Nursery Products	\$179,804,000	\$169,426,000	\$171,307,000
Vegetable Crops	42,662,000	56,307,000	47,296,000
Fruits and Nuts	20,999,000	28,113,000	23,699,000
Field Crops	7,632,000	8,756,000	10,048,000
Cut Flowers and Decoratives	986,000	759,000	739,000
Livestock and Poultry	-	*1,727,000	225,000
Apiary, Livestock and Poultry Products	912,000	3,059,000	4,931,000
Subtotal	252,995,000	268,147,000	258,245,000
Forest Products	15,000	10,000	15,000
Total	<u>\$253,010,000</u>	<u>*\$268,157,000</u>	<u>\$258,260,000</u>

*Revised

Crop Value Summary


Total Value: \$258,260,000



Nursery Products


Item	Year	Green House Sq. Ft.	Field Acres	Total Value
Ornamental Trees and Shrubs	2001	7,891,000	1,312	\$114,254,000 ▼
	2000	6,929,300	1,352	123,563,000
Bedding Plants	2001	1,672,000	114	\$38,652,000 ▲
	2000	1,180,800	83	32,002,000
Indoor Plants, Flowering	2001	671,000	6	\$3,534,000 ▲
	2000	194,200	4	2,174,000
Indoor Plants, Foliage	2001	199,000	.5	\$2,581,000 ▼
	2000	194,000	.01	4,594,000
Ground Covers	2001	360,000	28	\$2,040,000 ▼
	2000	241,300	25	\$2,392,000
Miscellaneous	2001	366,000	386	\$10,246,000 ▲
	2000	139,600	350	4,701,000
Includes perennials, vegetable plants, bonsai plants, sod, palm trees and cacti.				
TOTAL	2001	11,159,000	1,847	\$171,307,000 ▲
	2000	8,879,200	1,814	169,426,000

Nursery production in California began commercially with money obtained after the Gold Rush in 1851. The Teague family from San Dimas established the Teague Nursery and the San Dimas Nurseries in 1888. They planted the first citrus orchards in the area and then began selling citrus seed stock. By 1900, their nurseries had more than 700,000 seedling trees and were considered the largest in the world. In 1912, the nurseries shipped 286,000 trees. They balled 3,000 trees per day during the season. The trees were shipped to areas in California as well as to Spain, Italy, and South America.




**Teague Nursery, one year old citrus trees
planted in the San Dimas wash area, 1912**

Photo Collection/San Dimas Historical Society



**Citrus trees from San Dimas Nurseries,
wrapped in moss and burlap, ready for
shipment throughout California, 1912**

Photo Collection/San Dimas Historical Society




Loading boxcars on the Southern Pacific with trees from Teague Nursery, 1912

Photo Collection/San Dimas Historical Society


Fruit and Nut Crops

Crop	Year	Acreage	Production		Unit	Value	
			Per Acre	Total		Per Unit	Total
Peaches	2001	1,300	16.5	21,450	Ton	\$827	\$17,739,000 ▼
	2000	1,201	17.5	21,000		\$952	\$20,009,000
Strawberries	2001	94	20.7	1,949	Ton	\$890	\$1,735,000 ▼
	2000	126	19.8	2,504		\$937	\$2,346,000
Grapes	2001	147	3.7	537	Ton	\$987	\$530,000 ▲
	2000	100	6.0	600		\$750	\$450,000
Cherries	2001	150	0.7	105	Ton	\$3,000	\$315,000 ▼
	2000	150	0.8	112		\$3,013	\$338,000
Avocados	2001	62	2.0	123	Ton	\$1,431	\$176,000 ▼
	2000	47	4.1	193		\$1,505	\$291,000
Apples	2001	320	4.5	1,440	Ton	\$200	\$288,000 ▲
	2000	321	4.0	1,280		\$201	\$257,000
Miscellaneous	2001	281	Includes nectarines, pistachios, plums,				\$2,916,000 ▼
	2000	291	pears, oranges, and tangerines.				\$4,422,000
TOTAL	2001	2,354					\$23,699,000 ▼
	2000	2,261					\$28,113,000




J.B. Rapp's pineapple orchard at Franklin and Beachwood in Hollywood, 1880
Bananas also being raised on this farm

Security Pacific Historical Photo Collection/
Los Angeles Public Library




**Packing oranges at the Covina Citrus Association
packing house, Covina, 1890**

*Security Pacific Historical Photo Collection/
Los Angeles Public Library*



**Packing avocados into crates at the Calavo
Growers Association Processing Plant, 1936
4803 Everett Street, Los Angeles**

*Security Pacific Historical Photo Collection/
Los Angeles Public Library*




**View of an orange orchard near San Dimas
Mt. Baldy in the background**

*Security Pacific Historical Photo Collection/
Los Angeles Public Library*

Vegetable Crops

Crop	Year	Acreage	Production		Unit	Value	
			Per Acre	Total		Per Unit	Total
Dry Onions	2001	1,732	26.8	46,500	Ton	\$251	\$11,672,000 ▼
	2000	2,310	30.0	69,250		289.5	20,050,000
Root Vegetables	2001	7,417	Includes carrots, potatoes, radishes, beets, and other root vegetables.				\$28,673,000 ▲
	2000	8,132					28,011,000
Herbs	2001	342	Includes cilantro, parsley and other herbs.				\$3,309,000 ▼
	2000	555					3,770,000
Table Greens	2001	131	Includes spinach, kale and oriental specialties.				\$1,299,000 ▲
	2000	151					1,290,000
Vine Crops	2001	156	Includes cucumbers, pumpkins, tomatoes, squashes, melons and green beans.				\$1,129,000 ▼
	2000	172					1,328,000
Miscellaneous	2001	305	Includes cacti, chards, leeks, sweet corn, green onions and other vegetables.				\$1,214,000 ▼
	2000	350					1,858,000
TOTAL	2001	10,083					\$47,296,000 ▼
	2000	11,670					56,307,000



Field of giant sized pumpkins in the San Fernando Valley, 1886

Security Pacific Historical Photo Collection/
Los Angeles Public Library


Field Crops

Crop	Year	Acreage	Per Acre	Production		Value	
				Total	Unit	Per Unit	Total
Alfalfa Hay	2001	5,709	8.2	46,800	Ton	\$150	\$7,020,000 ▲
	2000	6,165	8.2	50,796		120	\$6,081,000
Grain Hay	2001	2,100	3.0	6,300	Ton	\$142	\$895,000 ▲
	2000	1,900	3.5	6,650		118	\$785,000
Rangeland	2001	200,000					\$1,400,000 ▼
	2000	200,295					1,510,000
Miscellaneous	2001	879 *					** \$733,000 ▲
	2000	988 *					** \$380,000
TOTAL	2001	8,688 ***					\$10,048,000 ▲
	2000	9,053 ***					\$8,756,000

* Acreage excluding stubble.

** Value includes irrigated pasture, sudan hay, oat hay, and grazing privileges on stubble.

*** Excluding rangeland and stubble.



Bailing hay at Mark C. Jones Track in 1895 at what is now Alvarado Street and Pico Boulevard in the City of Los Angeles

Security Pacific Historical Photo Collection/Los Angeles Public Library


Cut Flowers & Decoratives

Item	Year	Green House Sq. Ft.	Field Acres	Quantity Sold	Unit	Value	
						Per Unit	Total
Christmas Trees	2001		23	3,288	Tree	\$40.8	\$134,000 ▼
	2000		31	4,700		\$39.4	\$185,000
Miscellaneous	2001	217,000	63	Includes lilacs, pompon, delphinium, gladiolus, and other cut flowers.			\$605,000 ▲
	2000	210,000	65				574,000
TOTAL	2001	217,000	86				\$739,000 ▼
	2000	210,000	96				\$759,000

Forest Crops

Item	Year	Value
Firewood *	2001	\$15,000 ▲
	2000	\$10,000

* Figures obtained from USDA Forest Service Angeles National Forest.




Big mums grown by T.K. Nomura, San Dimas, 1938

Security Pacific Historical Photo Collection/Los Angeles Public Library

Apiary, Livestock & Poultry Products

Item	Year	Production	Unit	Per Unit	Value	
						Total
Dairy Products	2001 2000					\$4,535,000 ▲ \$2,445,000
Honey	2001 2000	466,700 862,941	Lb.	\$.74 .65		\$345,400 ▼ \$561,000
Beeswax	2001 2000	16,700 27,212	Lb.	\$2.94 1.90		\$49,100 ▼ \$52,000
Pollination	2001 2000	60 21	Hive	\$25 40		\$1,500 ▲ \$1,000
Total	2001 2000					\$4,931,000 ▲ 3,059,000



Workers bottling jars of honey for market, 1930's


Photo Collection/Los Angeles Public Library

Livestock and Poultry

Item	Year	Production	Total Liveweight	Unit	Per Unit	Value	
							Total
Beef Cattle	2001	160	1,965	Cwt.	\$73		\$143,000 ▲
	2000	99				Head	623
Hogs	2001	427	974	Cwt.	\$55		\$54,000 ▲
	2000	293				279	123
Miscellaneous	2001	Including poultry, sheep, goats and rabbits.					* \$28,000 ▼
	2000						\$1,631,500
TOTAL	2001						\$225,000 ▼
	2000						** 1,727,000

* Significant decrease due to the closure of a live poultry/egg producer.

** Revised due to the exclusion of horse value.



1st Prize, 2 year old herefords bred and raised by Hathaway Ranch, Santa Fe Springs


Photo Collection/Hathaway Ranch Museum

Sustainable Agriculture Reporting

Organic Farming Statistics

Crops	Estimated Acres	
	2001	2000
Apples	8	9
Avocados	18	27
Carrots	300	300
Cherries	1	4
Citrus	27	26
Grapes	27	30
Herbs (including sprouts)	12	9
Nectarines	1	4
Peaches	7	6
Asian Pears	1	4
Pears	1	4
Pistachios	10	10
Miscellaneous Trees	11	9
Vegetables (including oriental vegetables & lettuce)	32	29
Total	456	471

Year	Farms	Acres
2001	36	456
2000	35	471



J. J. Reibai Dairy Ranch, Norwalk, March 1931

Photo Collection/Norwalk Sproul Museum

Pest Detection Activities

<u>Pest</u>	<u>Number of Traps</u>		<u>Specimens Trapped</u>
	<u>Pest Detection</u>	<u>Pest Eradication</u>	
Mediterranean Fruit Fly	5,010	140	2
Melon Fly	4,994	0	0
Oriental Fruit Fly	4,994	250	10
Mexican Fruit Fly	4,973	400	4
Gypsy Moth	3,700	0	0
Japanese Beetle	2,600	125	4
Khapra Beetle	302	0	0
European Pine Shoot Moth	13	0	0
European Corn Borer	12	0	0
Guava Fruit Fly	4,994	374	8
TOTAL	31,592	1,289	28

Pest Eradication Activities


<u>Pest</u>	<u>Method</u>	<u>Scope of Program</u>
Mediterranean Fruit Fly	Ground based bait treatment to foliage, release of sterile Medflies	300 properties treated Flies released in 14 sq. miles
	Continued preventative program: sterile Medfly release countywide	Approximately 15,849 million steriles released
Mexican Fruit Fly	Ground based bait treatment to foliage, release of sterile Mexican Fruit Flies	136 properties treated Flies released in 10 sq. miles
Guava Fruit Fly (<i>Bactrocera correcta</i>)	Male annihilation treatments	3 treatment areas
Red Imported Fire Ant	Bait treatment Under post treatment monitoring	214 properties treated 179 properties monitored

Biological Control Activities

<u>Pest</u>	<u>Agent/Mechanism</u>	<u>Scope of Programs</u>
Mediterranean Fruit Fly	Sterile releases	15,849,000,000 sterile Medflies released

Pest Exclusion Activities

<u>Pest Exclusion Violations Issued</u>	<u>Number of Violations Issued</u>
Infested/Presumed Infested	407
Failure to Hold	158
Markings	156
Caribbean Fruit Fly	41
Burrowing and Reniform Nematodes	39
Citrus Pests	31
Plum Curculio and Blueberry Maggot	23
Japanese Beetle	22
Cherry Fruit Fly	12
Ozonium Root Rot	12
Red Imported Fire Ant	12
Gypsy Moth	8
Federal Foreign Quarantines	7
European Corn Borer	6
Lethal Yellowing of Palm	6
Hawaiian Fruits and Vegetables (FQ13)	4
Hydrilla	4
Cedar Apple Rust	3
Colorado Potato Beetle	3
Cotton Pests	3
Federal Territorial Quarantines	3
Sweet Potato Weevil	3
Walnut and Pecan Pests	3
Golden Nematode	2
West Indian Sugarcane Root Borer	2
Cereal Leaf Beetle	1
Cornstalk & Sugarcane Borer	1
Karnal Bunt	1
Mexican Fruit Fly	1
Peach Tree Diseases	1
Peach Rosette Disease	1
West Indian Fruit Fly	1
TOTAL	<u>977</u>



**Los Angeles County Agricultural Commissioner
H.J. Ryan (right) and Agricultural Inspector
C.R. Wallihan (left) inspect citrus fruit from fruit fly
infested area of Florida, 1929**

*Los Angeles Chamber of Commerce Photo Collection/
Los Angeles Public Library*

Pest Exclusion Activities

Pest Intercepted Common Name/ <i>Genus species</i>	Material	Source*	Scope of Program Pest Interceptions
A bagworm <i>Psychidae</i>	Longan	Quar	1
A flower thrips <i>Thrips florum</i>	Cut flower leaf	Quar	1
A gall wasp <i>Epichrysocharis burwellii</i>	Eucalyptus	Nurs	3
A mealybug <i>Pseudococcus cryptus</i>	Litchi	Pub	2
A noctuid moth Noctuidae	Cut flowers	Quar	1
A plant hopper nymph <i>Kallitaxila granulata</i>	Ti leaves	Quar	11
A plant hopper nymph Fulgoroidea	Betel leaves	Quar	12
A scarab <i>Anomala Sp</i>	Meyer zoysia grass	Quar	1
A soft scale <i>Philephedra tuverulosa</i>	Longan	Quar	1
A thrips <i>Thrips palmi</i>	Orchid flowers	Quar	3
A whitefly <i>Aleurotrachelus sp.</i>	Cut flowers, Foliage	Quar	34
Acrobat ant <i>Crematogaster sp.</i>	Dracaena marginata	Quar	2
Acuminate scale <i>Kilifia acuminatus</i>	Flower, Foliage	Quar	1
Africanized honey bee <i>Apis mellifera scutellata</i>	House	Pub	5
<i>An aphid</i> Greenidea formosana	Ficus, Palm	Nurs	10
<i>An armored scale</i> <i>Clavaspis sp.</i>	Plumeria	Quar	2
Ant <i>Cyrphomyrmex ?transversus</i>	Dracaena	Quar	1
Ant <i>Anoplolepis longipes</i>	Cut foliage	Quar	3

Pest Exclusion Activities

Pest Intercepted Common Name/ <i>Genus species</i>	Material	Source*	Scope of Program Pest Interceptions
Ant <i>Ochetellus glaber</i>	Betel leaves, Ginger	Quar	2
Ant <i>Monomorium floricola</i>	Longan, Dracaena	Quar	1
Aphid <i>Aphididae</i>	Maple	Quar	1
Australian lerp psyllid <i>Glycaspis brimblecombei</i>	Eucalyptus	Nurs	21
Australian tortoise beetle <i>Trachymela sloanei</i>	Eucalyptus	Nurs	1
Balsam gall midge <i>Paradiplosis tumifex</i>	Balsam fir	Quar	1
Bark beetle <i>Xylosandrus crassiusculus</i>	Balsam fir	Quar	1
Big headed ant <i>Pheidole megacephala</i>	Cut foliage, Flowers	Quar	55
Black thread scale <i>Ischnaspis longirostris</i>	Cut foliage, Orchids	Quar	1
Boxwood scale <i>Pinnaspis buxi</i>	Cut foliage	Quar	4
Carpenter ant <i>Camponotus sp.</i>	Dracaena marginata	Quar	1
Coconut scale <i>Aspidiotus destructor</i>	Palms, Monstera	Quar	7
Coffee bean weevil <i>Araecerus fasciculatus</i>	Lalot	Quar	2
Coffee root mealybug <i>Geococcus coffeae</i>	Ornamental plants	Quar	3
Coffee twig borer <i>Xylandrus compactus</i>	Bamboo orchid cane	Quar	1
Crazy ant <i>Paratrechina sp.</i>	Betel leaves	Quar	2
Cricket larvae <i>Gryllidae</i>	Cut flowers	Quar	1
Croton whitefly <i>Orchamoplatus mammaeferus</i>	Flowers, Foliage	Quar	7

Pest Exclusion Activities

Pest Intercepted Common Name/ <i>Genus species</i>	Material	Source*	Scope of Program Pest Interceptions
Cuban snail <i>Zachrysia provisoria</i>	<i>Chamaedorea</i> sp.	Quar	2
Date parlatoria scale <i>Parlatoria blanchardii</i>	Palm	Quar	1
Eucalyptus gall wasp <i>Epichrysocharis burwelli</i>	Eucalyptus citriodora	Nurs	7
Ficus leaf gall wasp <i>Josephiella microcarpa</i>	Ficus	Nurs	13
Planthopper larva <i>Fulgoroidea</i>	Cut flowers	Quar	13
Fig wax scale <i>Ceroplastes rusci</i>	<i>Dyopsis lutescens</i>	Quar	1
Fire ant <i>Solenopsis geminata</i>	Cucumber	Quar	1
Glassy-winged sharpshooter <i>Homalodisca coagulata</i> (egg mass)	Nursery stock	Nurs	362
Grasshopper <i>Atractomorpha</i> sp	Malangai, Lalot, Basil	Quar	1
Cycad aulacaspis scale <i>Aulacaspis yasumatsui</i>	<i>Cycas revoluta</i>	Nurs	3
Green garden looper <i>Chrysodeixis eriosoma</i>	Cut foliage	Quar	7
Green scale <i>Coccus viridis</i>	Betel leaf	Quar	2
Green shield scale <i>Pulvinaria psidii</i>	Nursery stock	Nurs, Quar, Pub	10
Guava fruit fly <i>Bactrocera correcta</i>	Apricot	Det	8
Hakea psyllid <i>Acizzia hakeae</i> or nr	Hakea	Nurs	2
Immature plantbugs Miridae	<i>Eryngium</i> sp.	Quar	1
Japanese beetle <i>Popillia japonica</i>	Japanese beetle trap	Det	2
June beetle <i>Cyclocephala</i> sp.	Dracaena	Quar	1

Pest Exclusion Activities

Pest Intercepted Common Name/ <i>Genus species</i>	Material	Source*	Scope of Program Pest Interceptions
Katydid <i>Tettigoniidae</i>	Cut flowers	Quar	1
Katydid (larva) <i>Tettigoniidae</i>	Cut flowers, Ginger	Quar	5
Leafhopper <i>Empoasca</i> sp.	Basil	Quar	1
Leafhopper <i>Agallia</i> sp.	Poky leaves	Quar	2
Leafhopper <i>Cicadellidae</i>	Cut flowers, ginger	Quar	4
Leafhopper (larva) <i>Cicadellidae</i>	Cut flowers, Foliage	Quar	8
Lemon gum lerp psyllid <i>Eucalyptolyma maideni</i>	Eucalyptus citriodora	Nurs	22
Lesser snow scale <i>Pinnaspis strachani</i>	Plants	Nurs, Quar	13
Little fire ant <i>Wasmannia auropunctata</i>	Cut flowers	Quar	5
Long horned wood beetle <i>Sybra alternans</i>	Longan	Quar	12
Looper <i>Noctuidae</i>	Cut lilac flowers	Quar	1
Lychee leaf miner <i>Conopomorpha</i> sp.	Litchi	Det	2
Lycopodium mealybug <i>Pseucococcus lycopodii</i>	Ti leaves	Quar	1
Magnolia white scale <i>Pseudaulacaspis cockerelli</i>	Cut foliage, Plants	Quar	47
Mealybug <i>Nipaecoccus</i> sp.	Palms	Nurs	4
Mealybug <i>Pseudococcus citriculus</i>	Litchi chinensis	Det	2
Elisa mealybug <i>Pseudococcus elisae</i>	Aglaonema	Quar	1

Pest Exclusion Activities

Pest Intercepted Common Name/ <i>Genus species</i>	Material	Source*	Scope of Program Pest Interceptions
Mealybug (larva) <i>Pseudococcidae</i>	Ti leaves	Quar	2
Melon fruit fly <i>Bactrocera cucurbitae</i>	Papaya	Quar	1
Mexican fruit fly <i>Anastrepha ludens</i>	backyard trees	Det	5
Mexican leafroller <i>Amorbia emigratella</i>	Betel leaf	Quar	3
Microlepidoptera (larva)	Dracaena	Quar	3
Mining scale <i>Howardia biclavis</i>	Ficus benjamina	Quar	5
Mirid bug <i>Miridae</i>	Protea	Quar	1
Mite <i>Oligonychus perseae</i>	Malangai leaves	Quar	1
Moth	Cut flowers	Quar	1
Noctuid moth <i>Noctuidae</i>	Basil	Quar	3
Noctuid moth Spodoptera mauritea	Basil	Quar	1
Pacific mealybug <i>Planococcus minor</i>	Litche chinensis	Det	1
Oleander moth <i>Glyphodes n sp.</i>	Oleander	Nurs	1
Pyriform scale <i>Protopulvinaria pyriformis</i>	Backyard plants	Nurs, Pub	3
Red imported fire ant <i>Solenopsis wagneri</i>	Turf, Landscape	Det, Pub	193
Red wax scale <i>Ceroplastes rubens</i>	Cut foliage	Quar	5
Rose flea beetle <i>Altica probata</i> or nr	Sticky trap	Nurs	1
Scale <i>Malleolaspis sp.</i>	<i>Chamaedorea</i>	Quar	1

Pest Exclusion Activities

Pest Intercepted Common Name/ <i>Genus species</i>	Material	Source*	Scope of Program Pest Interceptions
Slender soft scale <i>Coccus acutissimus</i>	Dracaena	Quar	1
Slug <i>Veronicella</i> sp.	Cut foliage	Quar	8
Snail <i>Bradybaena similaris</i>	Nursery stock	Quar	26
Soil mealybug <i>Rhizoecus hibisci</i>	Palms	Quar	6
Southern green stink bug <i>Nezara viridula</i>	Cut foliage	Quar	2
Spiraling whitefly <i>Aleurodicus dispersus</i>	Cut foliage	Quar	45
Stellate scale <i>Vinsonia stellifera</i>	Ginger	Quar	2
Stink bug <i>Pentatomidae</i>	Leaves	Quar	1
Termites	Machine tools	Quar	1
Thrips <i>Nesotrips brevicollis</i>	Betel leaf	Quar	1
Torpedo bug <i>Siphanta acuta</i>	Ficus nitida	Nurs, Quar	10
Unilobed scale <i>Pinnaspis uniloba</i>	Alyxia olivaeformis	Quar	4
Tropical palm scale <i>Hemiberlesia palmae</i>	Palm	Quar	1
Glassy-winged leafhopper (adult) <i>Homalodisca coagulata</i>	Nursery stock	Nurs	24
Two spotted leafhopper <i>Sophonia rufofascia</i>	Nursery stock	Nurs, Quar	46
Wax scale (larva) <i>Ceroplastes</i> sp.	Cut flowers, ginger	Quar	6
Weevil <i>Curculionidae</i>	Ravenea rivularis	Quar	3
White footed ant <i>Technomyrmex albipes</i>	Cut foliage	Quar	75

Pest Exclusion Activities

Pest Intercepted Common Name/ <i>Genus species</i>	Material	Source*	Scope of Program Pest Interceptions
Whitefly <i>Aleyrodidae</i>	Betel leaves, Herbs	Quar	36
Whitefly <i>Paraleyrodes</i> sp.	Betel leaves	Quar	2
Woolly whitefly <i>Aleurothrixus floccosus</i>	Citrus	Nurs	3
Zapote moth <i>Orinympha</i> sp.	Achrais sapota	Nurs, Pub	3
		TOTAL	<u>1,311</u>

* Source: Det: Detection Nurs: Nursery Pub: Public Quar: Quarantine



This report was made possible only through the cooperation of all the nursery owners, growers, governmental and private agencies, and others who provided the information necessary for its products.

A special acknowledgment and thank you to staff members: Deputy Commissioner Richard G. Sokulsky for overseeing the compilation of the report; Julia Chen for collecting, compiling, and computerizing the statistics and designing the report layout; Cindy Werner for collecting the historical information and photographs; and other staff members for their input. A special thank you to the following agencies and authors for contributing the photographs and historical data:

Los Angeles Public Library:

Historical Photo Collection

Los Angeles Chamber of Commerce Photo Collection

Security Pacific Historical Photo Collection

San Dimas Historical Society

Sproul Museum, City of Norwalk

La Mirada Historical Heritage Commission

Hathaway Ranch Museum, City of Santa Fe Springs

Archives of the San Dimas Historical Society, "The History of San Dimas California"

C.W. 'Bob' Camp. *La Mirada, From Rancho to City*, Fullerton, Sultana Press, 1970

Judith M. Taylor, M.D. *The Olive in California, History of an Immigrant Tree*,

Berkeley, Ten Speed Press, 2000




Photo on the back cover:

Bates Steel Mule Tractor, 1915 model

*Photographer, George Hutchinson
Photo Collection/Los Angeles Public Library*

**Women and children pitting apricots at Owensmouth,
Canoga Park, July 1924**

*Security Pacific Historical Photo Collection/
Los Angeles Public Library*

This annual publication presents statistical information on acreage, yield and gross value of agricultural products produced in Los Angeles County. This is in accordance with Sections 2272 and 2279 of the California Food and Agricultural Code. The production values in this report represent gross values and do not reflect the cost of production, net income or loss to producers.