

LASSEN COUNTY CROP REPORT 2008



Jim Donnelly
Agriculture Commissioner

LASSEN COUNTY DEPARTMENT OF AGRICULTURE

Jim Donnelly
Agricultural Commissioner

⊙

ANNUAL CROP REPORT FOR YEAR 2008

*** **

**SECRETARY, CALIFORNIA DEPARTMENT OF FOOD AND
AGRICULTURE**

MR. A.G. KAWAMURA

Lassen County Board of Supervisors

Jack Hanson, Chairman
Bob Pyle
Jim Chapman
Lloyd Keefer
Brian Dahle

District 5
District 1
District 2
District 3
District 4

County of Lassen



Department of Agriculture

•AGRICULTURE •WEIGHTS & MEASURES •UNDERGROUND STORAGE TANKS •PREDATORY ANIMAL CONTROL •AIR POLLUTION

JIM L. DONNELLY, Commissioner
175 Russell Avenue
Susanville, CA 96130-4215

Telephone (530) 251-8110
Fax (530) 257-6515
Email: lassenag@frontiernet.net

A.G. KAWAMURA, SECRETARY
CALIFORNIA DEPARTMENT OF FOOD AND AG

THE HONORABLE BOARD OF SUPERVISORS OF LASSEN COUNTY

HONORABLE DIRECTOR AND BOARD MEMBERS:

In accordance with provisions of section 2279 of the California Food and Agriculture Code, I am submitting the annual crop report of agricultural production and agricultural value in Lassen County for the 2008 calendar year.

This report is a summary estimate of the acreage, production and gross value of Lassen County agricultural products. **The values presented in this report are gross values only, and do not reflect net farm income or costs of production and marketing.**

The estimated gross value of agricultural production in Lassen County for 2008 totaled \$91,424,832. Although lumber production was down in 2008, hay prices increased the total crop value. This is more than a 25 million dollar increase over the 2007 gross value total of \$65,633,696.

I wish to extend my appreciation to the many producers, processors and agencies, both private and governmental, and to all the staff for their efforts in the compilation of this report.

Respectfully submitted,

A handwritten signature in cursive script that reads "Jim Donnelly".

Jim Donnelly, Agricultural Commissioner

Lassen County

Department of Agriculture



Our Mission

The Agricultural Commissioner promotes Lassen County agricultural production by protecting it from injurious pests and diseases, to ensure the safety and wholesomeness of food and other products for the consumer, and to build consumer and business confidence in the market place through the maintenance of equity.

Personnel

Jim L. Donnelly, Agricultural Commissioner
Craig A. Hemphill, Supervising Biologist
Tina M. Hilburn, Agricultural Biologist II
Dan E. McDonald, Building and Maintenance/Weed Spray Foreman
Cheryl Lauritsen, Agricultural Biologist
Lysandra Lilburn, Seasonal
Robin Skelton-Snipes, Seasonal
Dorothy Earll , Seasonal

FIELD CROPS: ACREAGE, PRODUCTION AND VALUE

CROP	YEAR	HARVESTED		PRODUCTION		VALUE	
		ACRES	PER ACRE	TOTAL	UNIT	PER UNIT	TOTAL
Hay, Alfalfa	2008	26,500	4.57	121,105	Ton	196.80	\$23,833,661
	2007	26,500	4.10	108,650	Ton	\$155.00	\$16,840,750
Hay, Triticale	2008	4,000	4.00	16,000	Ton	\$150.00	\$2,400,000
	2007	-----	-----	-----	Ton	-----	-----
Hay, Grain	2008	4,500	3.38	15,210	Ton	143.00	2,175,030
	2007	8,500	2.50	21,250	Ton	115.00	2,443,750
Hay, Other	2008	29,000	4.50	130,500	Ton	235.00	30,667,500
	2007	29,000	3.20	92,800	Ton	140.00	12,992,000
Barley	2008	200	1.32	264	Ton	216.25	57,090
	2007	200	1.75	350	Ton	140.00	49,000
Oats	2008	-----	-----	-----	Ton	-----	-----
	2007	-----	-----	-----	Ton	-----	-----
Rye	2008	-----	-----	-----	Ton	-----	-----
	2007	100	1.50	225	Ton	150.00	33,750
Wheat	2008	700	2.40	1,680	Ton	263.00	441,840
	2007	1000*	2.50	2,500	Ton	185.00	462,500
Triticale	2008	300	2.20	660	Ton	400.00	264,000
	2007	-----	-----	-----	Ton	-----	-----
Pasture, irrigated	2008	23,000	6.00	138,000	AUM #	22.00	3,036,000
	2007	23,000	6.00	138,000	AUM	25.00	3,450,000
Pasture, non-irrigated	2008	22,000	0.20	4,400	AUM	18.00	79,200
	2007	22,000	0.20	4,400	AUM	18.00	79,200
Pasture, range	2008	200,000	0.09	18,000	AUM	13.00	234,000
	2007	200,000	0.09	18,000	AUM	13.00	234,000
Aftermath** (All)	2008	20,000	1.00	20,000	AUM	23.00	460,000
	2007	20,000	1.00	20,000	AUM	23.00	460,000
Straw	2008	225	1.00	225	Ton	80.00	18,000
	2007	225	1.00	225	Ton	80.00	18,000
Total	2008						68,090,821
	2007						\$37,062,950

* Figures provided by California Agricultural Statistics Service

** Aftermath: The second crop or growth after mowing hay, grain or grass.

AUM: Animal Unit Month



SEED, FRUIT, VEGETABLE AND NURSERY CROPS: ACREAGE, PRODUCTION AND VALUE

	YEAR	HARVESTED		PRODUCTION		VALUE	
		ACREAGE	PER ACRE	TOTAL	UNIT	PER UNIT	TOTAL
Alfalfa Seed	2008	249	683	170,067	Lbs.	\$1.70	289,114
	2007	260	650	169,000	Lbs.	1.40	236,600
Strawberry Plants	2008	262	300	78,600	PI/M*	90.00	7,074,000
	2007	229	325	74,425	PI/M*	72.00	5,358,600
Garlic Seed	2008	155	175	27,125	Cwt.	0.19	515,375
	2007	166	160	27,200	Cwt.	14.00	380,800
Mint	2008	136	85	11,475	Lbs.	15.00	172,125
	2007	1,000	62	88,000	Lbs.	13.00	1,144,000
Wild Rice	2008	163	1600	260,800	Lbs.	0.70	182,560
	2007	480	1600	768,000	Lbs.	0.80	614,400
Misc. Crops (strawberries, onions, potatoes, pumpkins, carrot seed, endive, cantaloupe seed, raspberry plants, greenhouse flowers, Christmas trees)	2008						1,000,000
	2007						1,000,000
Total	2008						\$9,233,174
	2007						\$8,734,400



* plants in units of 1,000



TIMBER HARVEST

COMMODITY	YEAR	PRODUCTION	UNIT	VALUE	TOTAL
Saw Timber	2008	35,450	Board Feet/M#	\$129.66	\$4,596,595
	2007	29,139	Board Feet/M#	187.67	5,468,516
Misc. (posts, poles, fire wood, Christmas trees)	2008	14,800	Linear Ft.	1.40	620,720
	2007				600,000
Total	2008				5,217,315
	2007				\$6,068,516

1000 Board feet

*Figures provided by Timber Tax Division, State Board of Equalization

LIVESTOCK AND POULTRY

COMMODITY	YEAR	NO. OF HEAD	PRODUCTION		VALUE	
			LIVEWEIGHT	UNIT	PER UNIT	TOTAL
Cows	2008	5,000	50,000	Cwt.	43.70	2,185,000
	2007	5,000	50,000	Cwt.	\$44.30	\$2,215,000
Calves	2008	4,000	18,000	Cwt.	102.00	1,836,000
	2007	4,000	18,000	Cwt.	109.00	1,962,000
Heifers	2008	5,900	35,400	Cwt.	85.00	3,009,000
	2007	5,900	35,400	Cwt.	88.00	3,115,200
Steers	2008	8,500	51,000	Cwt.	89.50	4,564,500
	2007	8,500	51,000	Cwt.	93.00	4,743,000
Bulls	2008	1,100	19,250	Cwt.	51.00	981,750
	2007	1,100	19,250	Cwt.	55.00	1,058,750
Sheep/Lambs	2008	4,000	5,320	Cwt.	91.30	485,716
	2007	4,000	4,800	Cwt.	90.50	434,400
Hogs/Pigs	2008	800	2,168	Cwt	42.00	91,056
	2007	800	1,760	Cwt	48.00	84,480
Misc. Livestock (bison, chickens)	2008					30,000
	2007					30,000
Total	2008					13,183,022
	2007					\$13,642,830



LIVESTOCK PRODUCTS PRODUCTION AND VALUE

COMMODITY	YEAR	TOTAL
Includes: wool, apiary, eggs	2008	\$125,000.00
	2007	\$125,000.00
Total	2008	\$125,000.00
	2007	\$125,000.00



LIVESTOCK INVENTORY JANUARY 1, 2007

COMMODITY	# HEAD 1/1/2008	# HEAD 1/1/2007
All Cattle/Calves	44,000	44,000
Beef Cows	25,000	25,000
Stock Sheep	3,000	3,000
Hogs/Pigs	300	300

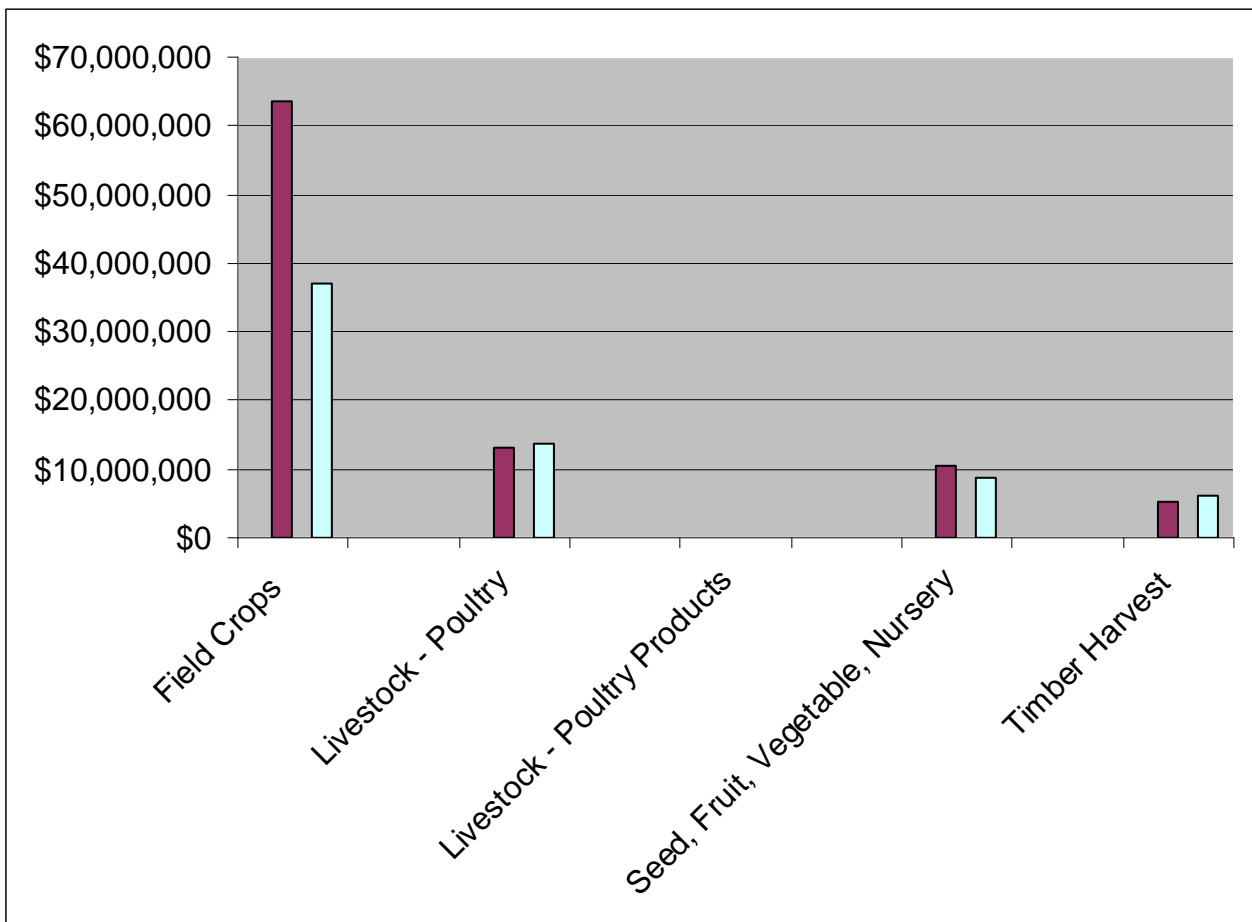


Next year's crop

SUMMARY OF PRODUCTION VALUES

COMMODITY GROUP	2008	2007
Field Crops	63,666,321	37,062,950
Livestock - Poultry	13,183,022	13,642,830
Livestock - Poultry Products	125,000	125,000
Seed, Fruit, Vegetable, Nursery	9,233,174	8,734,400
Timber Harvest	5,217,315	6,068,516
Total	\$91,424,832	\$65,633,696



VALUE



COMMODITY GROUP

10-YEAR
COMPARATIVE PRODUCTION VALUES

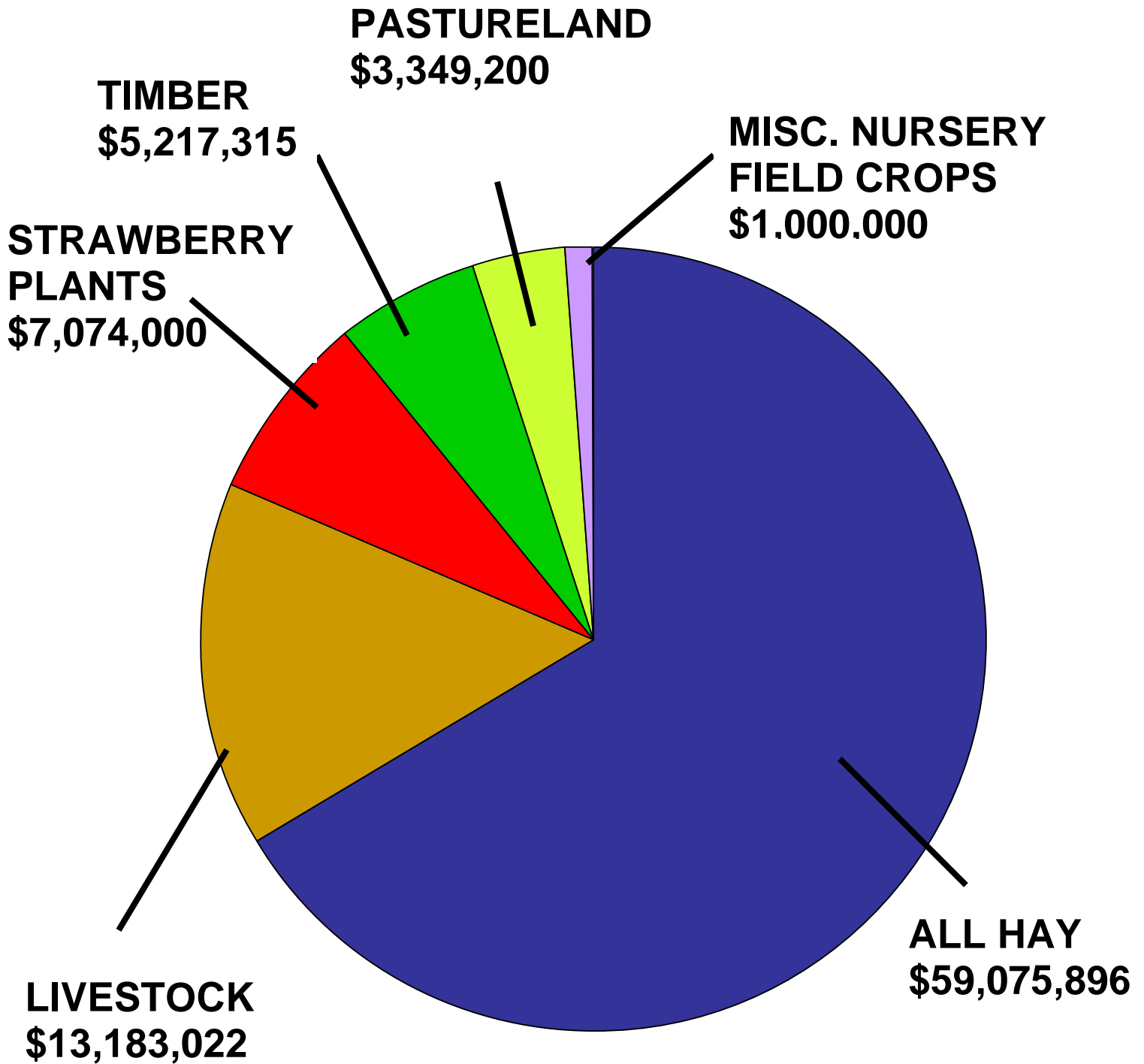
2008	\$91,424,832
2007	\$65,633,696
2006	\$73,084,152
2005	\$67,549,795
2004	\$60,996,895
2003	\$55,186,474
2002	\$62,119,258
2001	\$58,858,424
2000	\$74,218,900
1999	\$65,062,380



TOP 10 CROPS

COMMODITY	VALUE	2007
All Hay	59,078,191	1
Livestock	13,183,022	2
Strawberry Plants	7,074,000	4
Timber	5,217,315	3
Pastureland~	3,349,200	5
Misc. Nursery Field Crops	1,000,000	7
Garlic Seed	515,375	~
Aftermath	460,000	10
Wheat	441,840	9
Alfalfa Seed	289,114	~

MILLION DOLLAR CROPS



GRAND TOTAL - \$88,899,433

ANNUAL SUSTAINABLE AGRICULTURE REPORTING 2008

PEST	AGENT MECHANISM	SCOPE OF PROGRAM
<u>PEST ERADICATION</u>		
Scotch thistle	Chemical	585 acres
Musk thistle	Chemical	4.25 acres
Squarrose knapweed	Chemical	71 acres
Spotted knapweed	Chemical/Mechanical	15.5 acres
Dalmation toadflax	Chemical/Mechanical	35 acres
Yellow starthistle	Chemical/Mechanical	21 acres
Perennial pepperweed	Chemical	225 acres
Hoary cress	Chemical	68 acres
Diffuse knapweed	Chemical	1.25 acre
Puncture vine	Chemical/ Biological	12.5 acres
Rush skeletonweed	Chemical	12 acres
Russian knapweed	Chemical	64 acres
Leafy spurge	Chemical	2 acres
Showy milkweed	Chemical	2 acres
Purple starthistle	Chemical	3.5
<u>PEST EXCLUSION</u>		
Exotic Pests And/or Target Pests	Incoming plant material via UPS Air, Truck or Mail	shipments Inspected
<u>PEST DETECTION</u>		
Gypsy Moth	110 Traps in Lassen County	None Detected
Japanese Beetle	2 Traps in Lassen County	None Detected
Light Brown Apple Moth	75 traps in Lassen County	None Detected

ORGANIC FARMING STATISTICS

Alfalfa Hay	900 acres certified
Cattle	425 cattle
Fallow	37.7 acres certified
Meadow Grass Hay	674 acres certified
Pasture and Rangeland	34,717.61 acres certified
Safflower	46.4 acres certified
Wild Rice	75 acres certified

